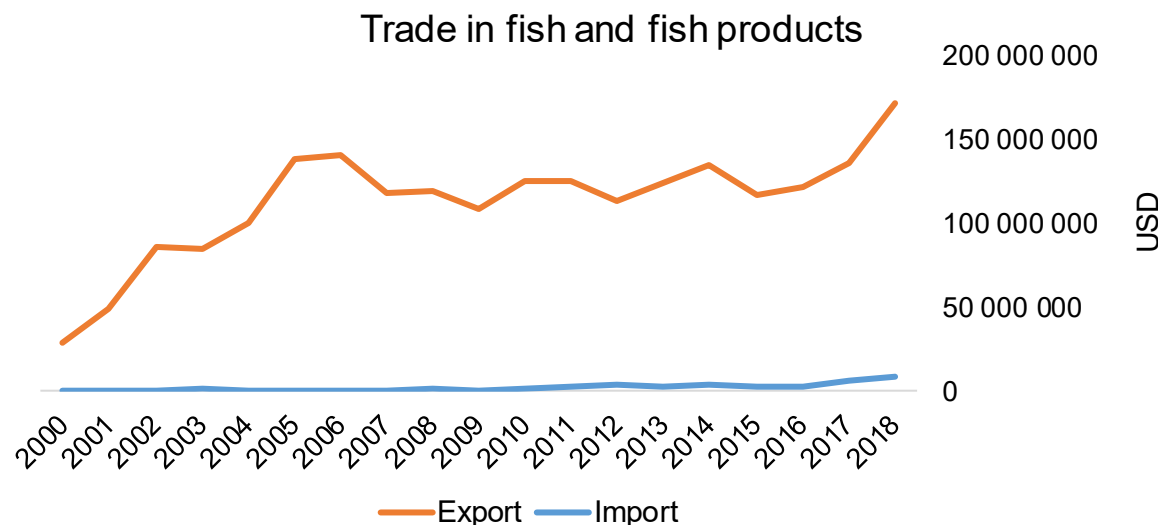




COUNTRY BRIEF

Population	Ease of doing business rank
41 166 590	143rd
Length of coastline	EEZ/EFZ
N/A	N/A
Average GDP growth	GDP per capita
10.00%	USD 704



GDP from fisheries

2.38%

Fish available for consumption

11.3 kg/capita

Imports of fish and fish products - 2018

USD 9 143 000

Agricultural GDP from fisheries

9.47%

Fisheries and aquaculture production

Total 543 091 tonnes

Fisheries 81%

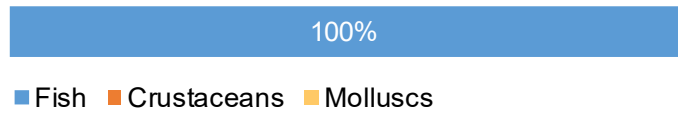
Aquaculture 19%

Exports of fish and fish products - 2018


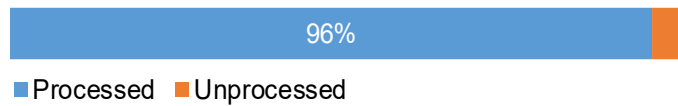
USD 171 665 000

Production and Trade Breakdown

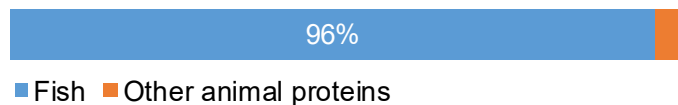
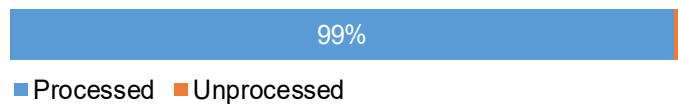
Production by volume



Imports by value



Exports by value



Production - Top 10 Species (Volume)

Rank	Species	Volume (Tonnes)
1 st	Cyprinids nei	100 884
2 nd	Silver cyprinid	100 498
3 rd	Nile perch	80 791
4 th	Nile tilapia	70 095
5 th	Nurse tetra	59 117
6 th	Tilapias nei	47 265
7 th	North African catfish	33 454
8 th	Characins nei	15 339
9 th	Naked catfishes	10 007
10 th	Freshwater fishes nei	8 803

Imports - Top 10 Products (Value)

			USD
1 st	Fish heads, tails, maws	dried, smoked, salted or in brine HS 0305.72	5 851 000
2 nd	Sardines, sardinella, brisling or sprats	prepared or preserved; whole or in pieces HS 1604.13	1 715 000
3 rd	Fish, other than species in 0304	frozen meat; excluding fillets, livers and roes HS 0304.99	283 000
4 th	Nile perch	frozen fillets HS 0304.63	212 000
5 th	Fish, other than species in 0305	salted or in brine, not dried or smoked HS 0305.69	186 000
6 th	Nile perch	fresh or chilled fillets HS 0304.33	170 000
7 th	Shrimps, prawns	frozen HS 0306.17	151 000
8 th	Fish, other than species in 0305.4	smoked, including fillets HS 0305.49	133 000
9 th	Mackerel	fresh or chilled; excluding fillets, livers and roes HS 0302.44	84 000
10 th	Shrimps, prawns	dried, smoked, salted or in brine HS 0306.95	49 000

Exports - Top 10 Products (Value)

			USD
1 st	Fish heads, tails, maws	dried, smoked, salted or in brine HS 0305.72	66 480 000
2 nd	Nile perch	fresh or chilled fillets HS 0304.33	60 633 000
3 rd	Nile perch	frozen fillets HS 0304.63	39 119 000
4 th	Sardines, sardinella, brisling or sprats	prepared or preserved; whole or in pieces HS 1604.13	1 759 000
5 th	Tilapias	fresh or chilled; excluding fillets, livers and roes HS 0302.71	1 306 000
6 th	Carp, eels, snakeheads	frozen fillets HS 0304.69	612 000
7 th	Fish fins, other edible offal	dried, smoked, salted or in brine HS 0305.79	394 000
8 th	Fish, other than species in 0305	salted or in brine, not dried or smoked HS 0305.69	303 000
9 th	Tilapias	fresh or chilled fillets HS 0304.31	244 000
10 th	Tilapias	frozen fillets HS 0304.61	175 000

A GLOBEFISH Product

Information, Disclaimer


Sources

Established in 1984, GLOBEFISH is a multi-donor funded project in the Fisheries Division of the Food and Agriculture Organization of the United Nations (FAO), responsible for providing up-to-date market and trade information on fish and fish products.

[Visit our website](#)


[Subscribe to our newsletter](#) or [email us](#)

Recent Publications



[Globefish Highlights, 1/2021](#)

Our flagship publication, focused on prices and analysis of market trends covering a variety of major commodities. Released quarterly.



[Chinese Fish Price Report, 3/2020](#)

Comprehensive coverage of Chinese price trends, market information for commercially significant species, along with industry news and policy updates. Released quarterly.



[European Price Report, 4/2021](#)

Market and price analysis for fish and fish products in the European market. Released monthly.



This is the first edition of the GLOBEFISH Market Profiles produced for this country, and was made at the beginning of 2021.

These profiles are based on nationally reported data or information published by international agencies. As the profile is intended to reflect the most up to date information available, reporting years may vary between sections and commodities.

The designations employed and the presentation of material in this information product do not imply the expression of any opinion whatsoever on the part of FAO concerning the legal or constitutional status of any country, territory or sea area, or the delimitation of frontiers or boundaries.

The data herein presented is compiled by FAO staff at the time of its production, "as is" and "as available," and every effort is made to ensure, but not guarantee, their timeliness, accuracy and completeness. FAO assumes no responsibility for errors and omissions in the data provided. Users are, however, kindly asked to report any errors or deficiencies in this product to FAO GLOBEFISH (globefish@fao.org).

Please note

Re-exports and re-imports are not included.

The term N/A has been used to indicate that information was not found in the indicated sources. The classification of fish and fish products as either processed or unprocessed is very broad, and is intended for indicative purposes only.

[HS codes for fish and fish products](#)

International trade codes for fish and fish products in a user friendly format.



Sources and time periods:

-Fishing and aquaculture production (2018):
FAO's [Global Fishery and Aquaculture Production Statistics](#)

-Fish available for consumption (2017):
FAO's [Fishery and Aquaculture Statistics 2016](#)

-Population (2018), GDP Growth (2013-2018), GDP per Capita (2018):
IMF's [World Economic Outlook Databases](#)

-Imports, Exports and Share of Trade (2000-2018):
FAO's [Global Fishery and Aquaculture Commodities Statistics](#)

-GDP, GDP from fisheries, GDP from agriculture (2018):
World Bank's [World Development Indicators](#),
OECD's [National Accounts Statistics](#) or
UNSD's [National Accounts](#)

-Ease of doing business (2018):
World Bank's [Ease of Doing Business](#) ranking

-Length of Coastline, Exclusive Economic Zone, Exclusive Fishing Zone (2003):
UNEP's [Global Environment Outlook](#)

[GLOBEFISH](#)

Explore more market information on the GLOBEFISH website



[GLOBEFISH on ISSUU](#)

Read GLOBEFISH publications on ISSUU

