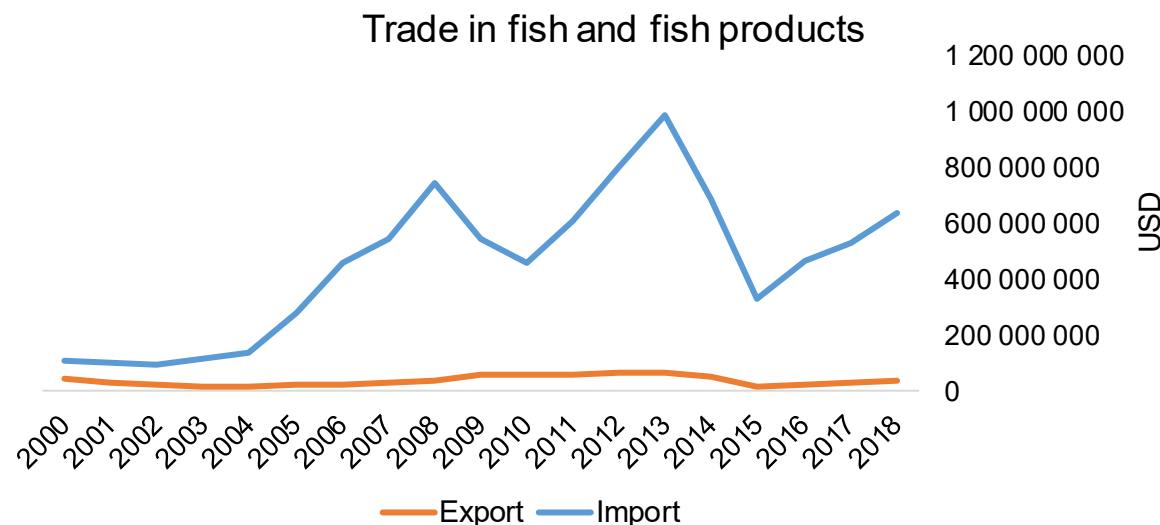




COUNTRY BRIEF

Population	Ease of doing business rank
44 487 710	76th
Length of coastline	Exclusive economic zone
4 953 km	86 392 km ²
Average GDP growth	GDP per capita
19.00%	USD 2 957



GDP from fisheries

N/A

Fish available for consumption

11.7 kg/capita

Imports of fish and fish products - 2018

USD 636 185 000

Agricultural GDP from fisheries

N/A

Fisheries and aquaculture production

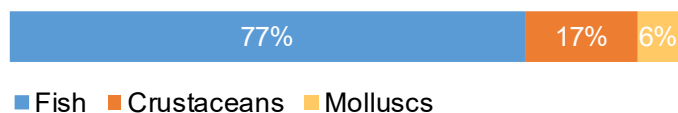
Total	95 105 tonnes
Fisheries	80%
Aquaculture	20%

Exports of fish and fish products - 2018

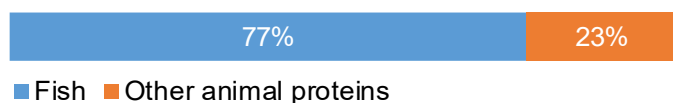
USD 36 976 000

Production and Trade Breakdown

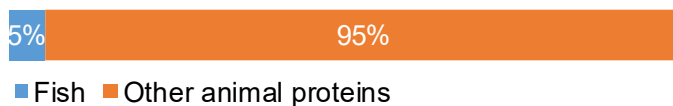
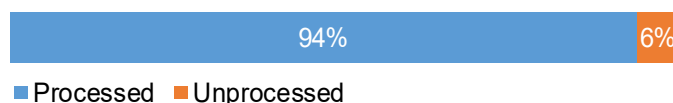
Production by volume



Imports by value



Exports by value



Production - Top 10 Species (Volume)

Rank	Species	Volume (Tonnes)
1 st	Antarctic krill	15 396
2 nd	Gobies nei	12 444
3 rd	Silver carp	12 301
4 th	Black and Caspian Sea sprat	11 085
5 th	Common carp	10 409
6 th	Goldfish	8 676
7 th	Veined rapa whelk	5 562
8 th	Freshwater bream	3 178
9 th	Roach	2 502
10 th	Freshwater fishes nei	1 966

Imports - Top 10 Products (Value)

			USD
1 st	Mackerel	frozen; excluding fillets, livers and roes HS 0303.54	80 857 000
2 nd	Hake	frozen; excluding fillets, livers and roes HS 0303.66	77 396 000
3 rd	Atlantic, Danube salmon	fresh or chilled; excluding fillets, livers and roes HS 0302.14	77 346 000
4 th	Herrings	frozen; excluding fillets, livers and roes HS 0303.51	65 492 000
5 th	Fish, other than species in 0303	frozen; excluding fillets, livers and roes HS 0303.89	41 358 000
6 th	Trout	fresh or chilled; excluding fillets, livers and roes HS 0302.11	20 357 000
7 th	Livers, roes, milt	frozen HS 0303.91	19 808 000
8 th	Sardines, sardinella, brisling or sprats	frozen; excluding fillets, livers and roes HS 0303.53	14 636 000
9 th	Caviar substitutes	prepared from fish eggs HS 1604.32	13 467 000
10 th	Shrimps, prawns	frozen; cold-water species HS 0306.16	12 479 000

Exports - Top 10 Products (Value)

			USD
1 st	Pacific, Atlantic, Danube salmon	frozen fillets HS 0304.81	8 620 000
2 nd	Cod	frozen fillets HS 0304.71	3 821 000
3 rd	Sardines, sardinella, brisling or sprats	prepared or preserved; whole or in pieces HS 1604.13	3 568 000
4 th	Molluscs	prepared or preserved HS 1605.59	2 678 000
5 th	Fish, other than species in 0304	frozen fillets HS 0304.89	2 278 000
6 th	Fish	prepared or preserved HS 1604.20	2 065 000
7 th	Caviar substitutes	prepared from fish eggs HS 1604.32	1 632 000
8 th	Pacific, Atlantic, Danube salmon	smoked, including fillets HS 0305.41	1 471 000
9 th	Molluscs	dried, smoked, salted or in brine HS 0307.99	1 449 000
10 th	Trout	frozen fillets HS 0304.82	1 053 000

A GLOBEFISH Product

Information, Disclaimer

Sources

Established in 1984, GLOBEFISH is a multi-donor funded project in the Fisheries Division of the Food and Agriculture Organization of the United Nations (FAO), responsible for providing up-to-date market and trade information on fish and fish products.

[Visit our website](#)


[Subscribe to our newsletter](#) or [email us](#)

Recent Publications



[Globefish Highlights, 1/2021](#)

Our flagship publication, focused on prices and analysis of market trends covering a variety of major commodities. Released quarterly.



[Chinese Fish Price Report, 3/2020](#)

Comprehensive coverage of Chinese price trends, market information for commercially significant species, along with industry news and policy updates. Released quarterly.



[European Price Report, 4/2021](#)

Market and price analysis for fish and fish products in the European market. Released monthly.



This is the first edition of the GLOBEFISH Market Profiles produced for this country, and was made at the beginning of 2021.

These profiles are based on nationally reported data or information published by international agencies. As the profile is intended to reflect the most up to date information available, reporting years may vary between sections and commodities.

The designations employed and the presentation of material in this information product do not imply the expression of any opinion whatsoever on the part of FAO concerning the legal or constitutional status of any country, territory or sea area, or the delimitation of frontiers or boundaries.

The data herein presented is compiled by FAO staff at the time of its production, "as is" and "as available," and every effort is made to ensure, but not guarantee, their timeliness, accuracy and completeness. FAO assumes no responsibility for errors and omissions in the data provided. Users are, however, kindly asked to report any errors or deficiencies in this product to FAO GLOBEFISH (globefish@fao.org).

Please note

Re-exports and re-imports are not included.

The term N/A has been used to indicate that information was not found in the indicated sources. The classification of fish and fish products as either processed or unprocessed is very broad, and is intended for indicative purposes only.

[HS codes for fish and fish products](#)

International trade codes for fish and fish products in a user friendly format.



Sources and time periods:

-Fishing and aquaculture production (2018):
FAO's [Global Fishery and Aquaculture Production Statistics](#)

-Fish available for consumption (2017):
FAO's [Fishery and Aquaculture Statistics 2016](#)

-Population (2018), GDP Growth (2013-2018), GDP per Capita (2018):
IMF's [World Economic Outlook Databases](#)

-Imports, Exports and Share of Trade (2000-2018):
FAO's [Global Fishery and Aquaculture Commodities Statistics](#)

-GDP, GDP from fisheries, GDP from agriculture (2018):
World Bank's [World Development Indicators](#),
OECD's [National Accounts Statistics](#) or
UNSD's [National Accounts](#)

-Ease of doing business (2018):
World Bank's [Ease of Doing Business](#) ranking

-Length of Coastline, Exclusive Economic Zone, Exclusive Fishing Zone (2003):
UNEP's [Global Environment Outlook](#)

[GLOBEFISH](#)

Explore more market information on the GLOBEFISH website



[GLOBEFISH on ISSUU](#)

Read GLOBEFISH publications on ISSUU

