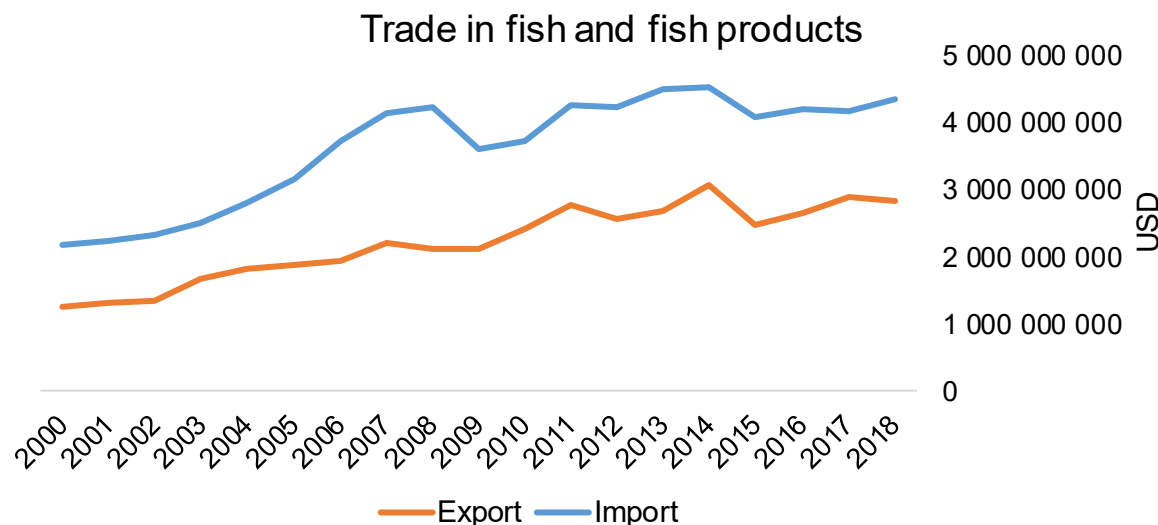




COUNTRY BRIEF

Population	Ease of doing business rank
66 979 720	7th
Length of coastline	Exclusive fishing zone
19 717 km	753 752 km ²
Average GDP growth	GDP per capita
3.68%	USD 42 526



GDP from fisheries

N/A

Fish available for consumption

18.7 kg/capita

Imports of fish and fish products - 2018

USD 4 361 996 000

Agricultural GDP from fisheries

N/A

Fisheries and aquaculture production

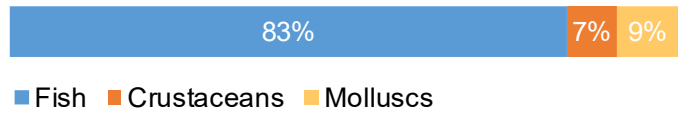
Total	885 730 tonnes
Fisheries	79%
Aquaculture	21%

Exports of fish and fish products - 2018

USD 2 844 490 000

Production and Trade Breakdown


Production by volume



Imports by value



Exports by value



Production - Top 10 Species (Volume)

Rank	Species	Volume (Tonnes)
1 st	Atlantic mackerel	193 105
2 nd	Atlantic salmon	156 121
3 rd	Atlantic herring	103 527
4 th	Blue whiting	72 884
5 th	Haddock	35 743
6 th	Atlantic cod	34 680
7 th	edible crab	32 018
8 th	Norway lobster	25 633
9 th	Great Atlantic scallop	24 701
10 th	Angler	18 610

Imports - Top 10 Products (Value)

			USD
1 st	Tunas, skipjack, bonito	prepared or preserved; whole or in pieces HS 1604.14	547 594 000
2 nd	Cod	frozen fillets HS 0304.71	481 647 000
3 rd	Atlantic, Danube salmon	fresh or chilled; excluding fillets, livers and roes HS 0302.14	478 561 000
4 th	Shrimps, prawns	frozen HS 0306.17	410 468 000
5 th	Shrimps, prawns	prepared or preserved, not in airtight containers HS 1605.21	278 677 000
6 th	Fish, other than species in 1604	prepared or preserved; whole or in pieces HS 1604.19	173 792 000
7 th	Flours, meals, pellets. Unfit for human consumption	from fish or aquatic invertebrates HS 2301.20	153 715 000
8 th	Shrimps, prawns	prepared or preserved, in airtight containers HS 1605.29	119 071 000
9 th	Haddock	frozen fillets HS 0304.72	105 158 000
10 th	Fish	fresh or chilled fillets HS 0304.44	95 273 000

Exports - Top 10 Products (Value)

			USD
1 st	Atlantic, Danube salmon	fresh or chilled; excluding fillets, livers and roes HS 0302.14	674 383 000
2 nd	Mackerel	fresh or chilled; excluding fillets, livers and roes HS 0302.44	176 510 000
3 rd	Animal feed	of fish, marine invertebrates or mammals HS 2309.90	92 789 000
4 th	Crabs	live, fresh or chilled HS 0306.33	79 916 000
5 th	Scallops	live, fresh or chilled HS 0307.21	77 341 000
6 th	Norway lobsters	frozen HS 0306.15	76 383 000
7 th	Mackerel	frozen; excluding fillets, livers and roes HS 0303.54	72 660 000
8 th	Shrimps, prawns	frozen HS 0306.17	69 279 000
9 th	Pacific, Atlantic, Danube salmon	fresh or chilled fillets HS 0304.41	66 645 000
10 th	Pacific, Atlantic, Danube salmon	smoked, including fillets HS 0305.41	64 690 000

A GLOBEFISH Product

Information, Disclaimer


Sources

Established in 1984, GLOBEFISH is a multi-donor funded project in the Fisheries Division of the Food and Agriculture Organization of the United Nations (FAO), responsible for providing up-to-date market and trade information on fish and fish products.

[Visit our website](#)


[Subscribe to our newsletter](#) or [email us](#)

Recent Publications



[Globefish Highlights, 1/2021](#)

Our flagship publication, focused on prices and analysis of market trends covering a variety of major commodities. Released quarterly.



[Chinese Fish Price Report, 3/2020](#)

Comprehensive coverage of Chinese price trends, market information for commercially significant species, along with industry news and policy updates. Released quarterly.



[European Price Report, 4/2021](#)

Market and price analysis for fish and fish products in the European market. Released monthly.



This is the first edition of the GLOBEFISH Market Profiles produced for this country, and was made at the beginning of 2021.

These profiles are based on nationally reported data or information published by international agencies. As the profile is intended to reflect the most up to date information available, reporting years may vary between sections and commodities.

The designations employed and the presentation of material in this information product do not imply the expression of any opinion whatsoever on the part of FAO concerning the legal or constitutional status of any country, territory or sea area, or the delimitation of frontiers or boundaries.

The data herein presented is compiled by FAO staff at the time of its production, "as is" and "as available," and every effort is made to ensure, but not guarantee, their timeliness, accuracy and completeness. FAO assumes no responsibility for errors and omissions in the data provided. Users are, however, kindly asked to report any errors or deficiencies in this product to FAO GLOBEFISH (globefish@fao.org).

Please note

Re-exports and re-imports are not included.

The term N/A has been used to indicate that information was not found in the indicated sources. The classification of fish and fish products as either processed or unprocessed is very broad, and is intended for indicative purposes only.

[HS codes for fish and fish products](#)

International trade codes for fish and fish products in a user friendly format.



Sources and time periods:

-Fishing and aquaculture production (2018):
FAO's [Global Fishery and Aquaculture Production Statistics](#)

-Fish available for consumption (2017):
FAO's [Fishery and Aquaculture Statistics 2016](#)

-Population (2018), GDP Growth (2013-2018), GDP per Capita (2018):
IMF's [World Economic Outlook Databases](#)

-Imports, Exports and Share of Trade (2000-2018):
FAO's [Global Fishery and Aquaculture Commodities Statistics](#)

-GDP, GDP from fisheries, GDP from agriculture (2018):
World Bank's [World Development Indicators](#),
OECD's [National Accounts Statistics](#) or
UNSD's [National Accounts](#)

-Ease of doing business (2018):
World Bank's [Ease of Doing Business](#) ranking

-Length of Coastline, Exclusive Economic Zone, Exclusive Fishing Zone (2003):
UNEP's [Global Environment Outlook](#)

[GLOBEFISH](#)

Explore more market information on the GLOBEFISH website



[GLOBEFISH on ISSUU](#)

Read GLOBEFISH publications on ISSUU

