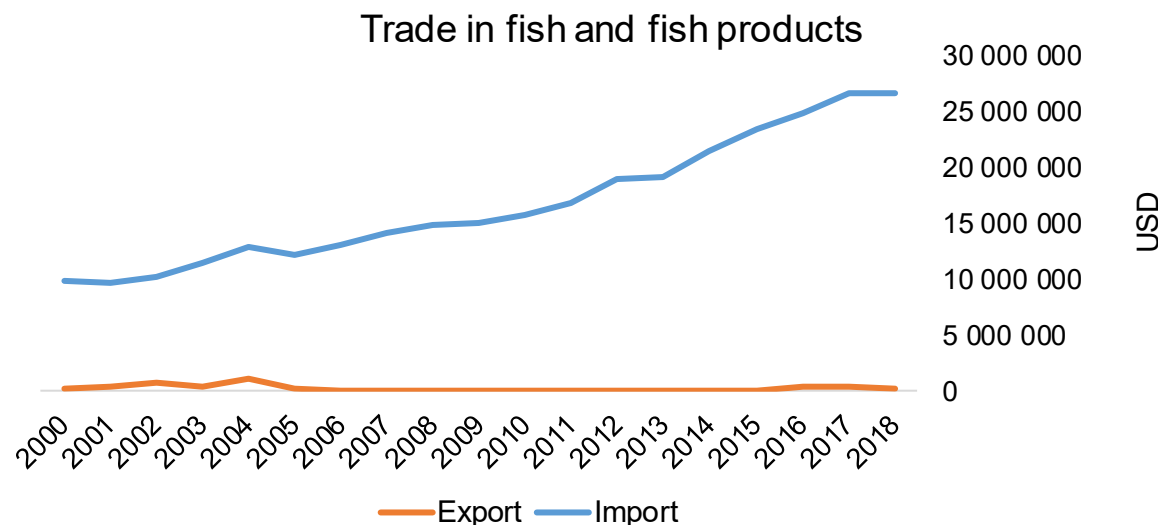




COUNTRY BRIEF

Population	Ease of doing business rank
105 370	N/A
Length of coastline	Exclusive fishing zone
107 km	2 789 km ²
Average GDP growth	GDP per capita
3.14%	USD 30 262



GDP from fisheries

N/A

Fish available for consumption

55.3 kg/capita

Imports of fish and fish products - 2018

USD 26 627 000

Agricultural GDP from fisheries

N/A

Fisheries and aquaculture production

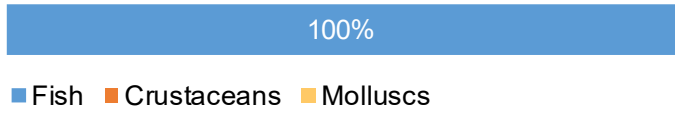
Total	149 tonnes
Fisheries	100%
Aquaculture	0%

Exports of fish and fish products - 2018

USD 149 000

Production and Trade Breakdown

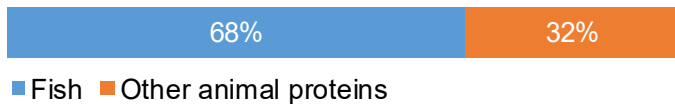
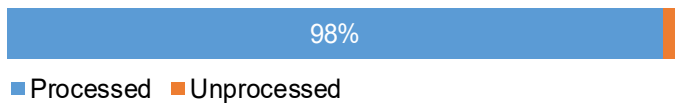
Production by volume



Imports by value



Exports by value



Production - Top 10 Species (Volume)

Rank	Species	Volume (Tonnes)
1 st	Snappers, jobfishes nei	45
2 nd	Marine fishes nei	44
3 rd	Wahoo	40
4 th	Groupers nei	20
5 th	Tilapias nei	<1
6 th	Freshwater fishes nei	<1
7 th	Atlantic sailfish	<1

Imports - Top 10 Products (Value)

			USD
1 st	Shrimps, prawns	frozen	4 710 000
		HS 0306.17	
2 nd	Carp, eels	fresh or chilled fillets	3 448 000
		HS 0304.39	
3 rd	Lobsters	frozen	1 604 000
		HS 0306.12	
4 th	Fish	prepared or preserved	1 378 000
		HS 1604.20	
5 th	Pacific salmon	frozen; excluding fillets, livers and roes	1 121 000
		HS 0303.12	
6 th	Norway lobsters	frozen	918 000
		HS 0306.15	
7 th	Fish, other than species in 0304	frozen meat; excluding fillets, livers and roes	880 000
		HS 0304.99	
8 th	Pacific, Atlantic, Danube salmon	fresh or chilled fillets	760 000
		HS 0304.41	
9 th	Crustaceans	prepared or preserved	730 000
		HS 1605.40	
10 th	Aquatic invertebrates, other than species in 1605	prepared or preserved	713 000
		HS 1605.69	

Exports - Top 10 Products (Value)

			USD
1 st	Tunas, skipjack, bonito	prepared or preserved; whole or in pieces	80 000
		HS 1604.14	
2 nd	Sea cucumbers	dried, smoked, salted or in brine or smoked	30 000
		HS 0308.19	
3 rd	Fish, other than species in 0305.3	dried, salted or in brine; not smoked	16 000
		HS 0305.39	
4 th	Fish	prepared or preserved	16 000
		HS 1604.20	
5 th	Livers, roes, milt	dried, salted or in brine	2 000
		HS 0305.20	
6 th	Non-freshwater ornamental fish	live	2 000
		HS 0301.19	
7 th	Sea cucumbers	prepared or preserved	1 000
		HS 1605.61	
8 th	Pacific salmon	frozen; excluding fillets, livers and roes	1 000
		HS 0303.12	
9 th	Fish	dried, whether or not salted; not smoked	1 000
		HS 0305.59	

A GLOBEFISH Product

Information, Disclaimer


Sources

Established in 1984, GLOBEFISH is a multi-donor funded project in the Fisheries Division of the Food and Agriculture Organization of the United Nations (FAO), responsible for providing up-to-date market and trade information on fish and fish products.

[Visit our website](#)


[Subscribe to our newsletter](#) or [email us](#)

Recent Publications



[Globefish Highlights, 1/2021](#)

Our flagship publication, focused on prices and analysis of market trends covering a variety of major commodities. Released quarterly.



[Chinese Fish Price Report, 3/2020](#)

Comprehensive coverage of Chinese price trends, market information for commercially significant species, along with industry news and policy updates. Released quarterly.



[European Price Report, 4/2021](#)

Market and price analysis for fish and fish products in the European market. Released monthly.



This is the first edition of the GLOBEFISH Market Profiles produced for this country, and was made at the beginning of 2021.

These profiles are based on nationally reported data or information published by international agencies. As the profile is intended to reflect the most up to date information available, reporting years may vary between sections and commodities.

The designations employed and the presentation of material in this information product do not imply the expression of any opinion whatsoever on the part of FAO concerning the legal or constitutional status of any country, territory or sea area, or the delimitation of frontiers or boundaries.

The data herein presented is compiled by FAO staff at the time of its production, "as is" and "as available," and every effort is made to ensure, but not guarantee, their timeliness, accuracy and completeness. FAO assumes no responsibility for errors and omissions in the data provided. Users are, however, kindly asked to report any errors or deficiencies in this product to FAO GLOBEFISH (globefish@fao.org).

Please note

Re-exports and re-imports are not included.

The term N/A has been used to indicate that information was not found in the indicated sources. The classification of fish and fish products as either processed or unprocessed is very broad, and is intended for indicative purposes only.

[HS codes for fish and fish products](#)

International trade codes for fish and fish products in a user friendly format.



Sources and time periods:

-Fishing and aquaculture production (2018):
FAO's [Global Fishery and Aquaculture Production Statistics](#)

-Fish available for consumption (2017):
FAO's [Fishery and Aquaculture Statistics 2016](#)

-Population (2018), GDP Growth (2013-2018), GDP per Capita (2018):
IMF's [World Economic Outlook Databases](#)

-Imports, Exports and Share of Trade (2000-2018):
FAO's [Global Fishery and Aquaculture Commodities Statistics](#)

-GDP, GDP from fisheries, GDP from agriculture (2018):
World Bank's [World Development Indicators](#),
OECD's [National Accounts Statistics](#) or
UNSD's [National Accounts](#)

-Ease of doing business (2018):
World Bank's [Ease of Doing Business](#) ranking

-Length of Coastline, Exclusive Economic Zone, Exclusive Fishing Zone (2003):
UNEP's [Global Environment Outlook](#)

[GLOBEFISH](#)

Explore more market information on the GLOBEFISH website



[GLOBEFISH on ISSUU](#)

Read GLOBEFISH publications on ISSUU

