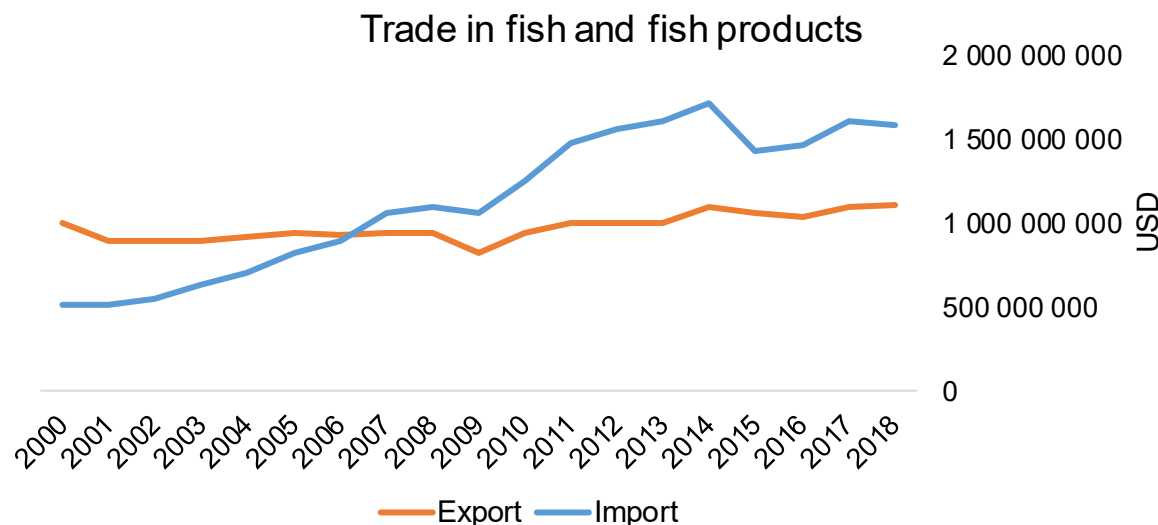




COUNTRY BRIEF

Population	Ease of doing business rank
24 584 620	16th
Length of coastline	Exclusive economic zone
66 530 km	6 664 110 km ²
Average GDP growth	GDP per capita
4.64%	USD 58 393



GDP from fisheries

N/A

Fish available for consumption

26.8 kg/capita

Imports of fish and fish products - 2018

USD 1 582 142 000

Agricultural GDP from fisheries

N/A

Fisheries and aquaculture production

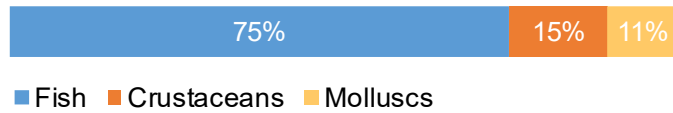
Total	274 549 tonnes
Fisheries	65%
Aquaculture	35%

Exports of fish and fish products - 2018


USD 1 105 922 000

Production and Trade Breakdown

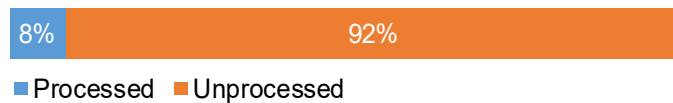
Production by volume



Imports by value



Exports by value



Production - Top 10 Species (Volume)

Rank	Species	Volume (Tonnes)
1 st	Atlantic salmon	61 227
2 nd	Clupeoids nei	46 828
3 rd	Southern bluefin tuna	14 401
4 th	Penaeus shrimps nei	13 444
5 th	Marine fishes nei	13 397
6 th	Australian spiny lobster	8 097
7 th	Scallops nei	7 731
8 th	Barramundi	6 801
9 th	Mackerels nei	6 075
10 th	Flat and cupped oysters nei	5 848

Imports - Top 10 Products (Value)

			USD
1 st	Tunas, skipjack, bonito	prepared or preserved; whole or in pieces HS 1604.14	238 509 000
2 nd	Shrimps, prawns	frozen HS 0306.17	187 528 000
3 rd	Fish, other than species in 0304	frozen fillets HS 0304.89	149 633 000
4 th	Shrimps, prawns	prepared or preserved, not in airtight containers HS 1605.21	83 223 000
5 th	Squid, cuttlefish	frozen HS 0307.43	74 934 000
6 th	Pacific, Atlantic, Danube salmon	smoked, including fillets HS 0305.41	58 743 000
7 th	Salmon	prepared or preserved; whole or in pieces HS 1604.11	55 584 000
8 th	Shrimps, prawns	prepared or preserved, in airtight containers HS 1605.29	54 891 000
9 th	Fish	prepared or preserved HS 1604.20	54 591 000
10 th	Fish, other than species in 1604	prepared or preserved; whole or in pieces HS 1604.19	54 123 000

Exports - Top 10 Products (Value)

			USD
1 st	Rock lobster, other sea crawfish	live, fresh or chilled HS 0306.31	570 120 000
2 nd	Southern bluefin tunas	frozen; excluding fillets, livers and roes HS 0303.46	88 539 000
3 rd	Atlantic, Danube salmon	fresh or chilled; excluding fillets, livers and roes HS 0302.14	83 725 000
4 th	Abalone	live, fresh or chilled HS 0307.81	67 171 000
5 th	Shrimps, prawns	frozen HS 0306.17	53 663 000
6 th	Abalone	prepared or preserved HS 1605.57	32 480 000
7 th	Abalone	frozen HS 0307.83	26 352 000
8 th	Abalone	dried, salted or in brine HS 0307.87	17 469 000
9 th	Toothfish	frozen; excluding fillets, livers and roes HS 0303.83	13 032 000
10 th	Sea cucumbers	dried, smoked, salted or in brine or smoked HS 0308.19	11 034 000

A GLOBEFISH Product

Information, Disclaimer


Sources

Established in 1984, GLOBEFISH is a multi-donor funded project in the Fisheries Division of the Food and Agriculture Organization of the United Nations (FAO), responsible for providing up-to-date market and trade information on fish and fish products.

[Visit our website](#)


[Subscribe to our newsletter](#) or [email us](#)

Recent Publications



[Globefish Highlights, 1/2021](#)

Our flagship publication, focused on prices and analysis of market trends covering a variety of major commodities. Released quarterly.



[Chinese Fish Price Report, 3/2020](#)

Comprehensive coverage of Chinese price trends, market information for commercially significant species, along with industry news and policy updates. Released quarterly.



[European Price Report, 4/2021](#)

Market and price analysis for fish and fish products in the European market. Released monthly.



This is the first edition of the GLOBEFISH Market Profiles produced for this country, and was made at the beginning of 2021.

These profiles are based on nationally reported data or information published by international agencies. As the profile is intended to reflect the most up to date information available, reporting years may vary between sections and commodities.

The designations employed and the presentation of material in this information product do not imply the expression of any opinion whatsoever on the part of FAO concerning the legal or constitutional status of any country, territory or sea area, or the delimitation of frontiers or boundaries.

The data herein presented is compiled by FAO staff at the time of its production, "as is" and "as available," and every effort is made to ensure, but not guarantee, their timeliness, accuracy and completeness. FAO assumes no responsibility for errors and omissions in the data provided. Users are, however, kindly asked to report any errors or deficiencies in this product to FAO GLOBEFISH (globefish@fao.org).

Please note

Re-exports and re-imports are not included.

The term N/A has been used to indicate that information was not found in the indicated sources. The classification of fish and fish products as either processed or unprocessed is very broad, and is intended for indicative purposes only.

[HS codes for fish and fish products](#)

International trade codes for fish and fish products in a user friendly format.



Sources and time periods:

-Fishing and aquaculture production (2018):
FAO's [Global Fishery and Aquaculture Production Statistics](#)

-Fish available for consumption (2017):
FAO's [Fishery and Aquaculture Statistics 2016](#)

-Population (2018), GDP Growth (2013-2018), GDP per Capita (2018):
IMF's [World Economic Outlook Databases](#)

-Imports, Exports and Share of Trade (2000-2018):
FAO's [Global Fishery and Aquaculture Commodities Statistics](#)

-GDP, GDP from fisheries, GDP from agriculture (2018):
World Bank's [World Development Indicators](#),
OECD's [National Accounts Statistics](#) or
UNSD's [National Accounts](#)

-Ease of doing business (2018):
World Bank's [Ease of Doing Business](#) ranking

-Length of Coastline, Exclusive Economic Zone, Exclusive Fishing Zone (2003):
UNEP's [Global Environment Outlook](#)

[GLOBEFISH](#)

Explore more market information on the GLOBEFISH website



[GLOBEFISH on ISSUU](#)

Read GLOBEFISH publications on ISSUU

