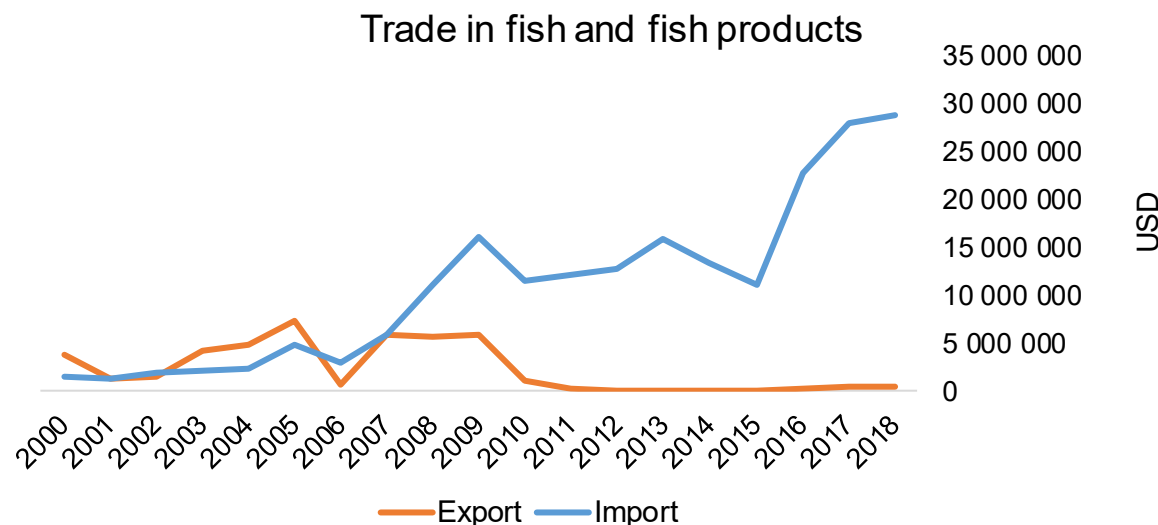




## COUNTRY BRIEF

Population	Ease of doing business rank
9 845 320	54th
Length of coastline	EEZ/EFZ
871 km	N/A
Average GDP growth	GDP per capita
8.28%	USD 4 718



GDP from fisheries

N/A

Fish available for consumption

3.2 kg/capita

Imports of fish and fish products - 2018

USD 28 831 000

Agricultural GDP from fisheries

N/A

Fisheries and aquaculture production

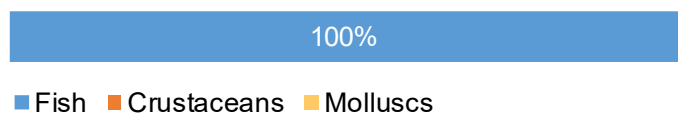
Total	2 079 tonnes
Fisheries	77%
Aquaculture	23%

Exports of fish and fish products - 2018

USD 545 000

## Production and Trade Breakdown

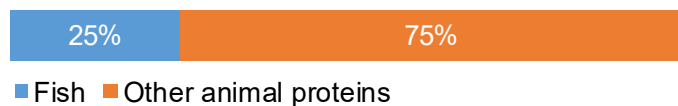
### Production by volume



### Imports by value



### Exports by value



## Production - Top 10 Species (Volume)

Rank	Species	Volume (Tonnes)
1 <sup>st</sup>	Black and Caspian Sea sprat	1 073
2 <sup>nd</sup>	Common carp	255
3 <sup>rd</sup>	Kutum	112
4 <sup>th</sup>	Freshwater bream	104
5 <sup>th</sup>	Rainbow trout	102
6 <sup>th</sup>	Mullets nei	85
7 <sup>th</sup>	Caspian shads	82
8 <sup>th</sup>	Roach	69
9 <sup>th</sup>	Silver carp	63
10 <sup>th</sup>	Crucian carp	56

## Imports - Top 10 Products (Value)

			USD
1 <sup>st</sup>	Sardines, sardinella, brisling or sprats	prepared or preserved; whole or in pieces HS 1604.13	4 340 000
2 <sup>nd</sup>	Mackerel	frozen; excluding fillets, livers and roes HS 0303.54	4 130 000
3 <sup>rd</sup>	Fish, other than species in 0303	frozen; excluding fillets, livers and roes HS 0303.89	2 490 000
4 <sup>th</sup>	Carp	fresh or chilled; excluding fillets, livers and roes HS 0302.73	2 182 000
5 <sup>th</sup>	Catfish	frozen; excluding fillets, livers and roes HS 0303.24	1 710 000
6 <sup>th</sup>	Shrimps, prawns	frozen HS 0306.17	1 372 000
7 <sup>th</sup>	Atlantic, Danube salmon	frozen; excluding fillets, livers and roes HS 0303.13	1 310 000
8 <sup>th</sup>	Fish	prepared or preserved HS 1604.20	1 188 000
9 <sup>th</sup>	Blue whittings	frozen; excluding fillets, livers and roes HS 0303.68	1 132 000
10 <sup>th</sup>	Mackerel	prepared or preserved; whole or in pieces HS 1604.15	911 000

## Exports - Top 10 Products (Value)

			USD
1 <sup>st</sup>	Fish heads, tails, maws	frozen; excluding fillets, livers and roes HS 0303.99	229 000
2 <sup>nd</sup>	Sardines, sardinella, brisling or sprats	frozen; excluding fillets, livers and roes HS 0303.53	196 000
3 <sup>rd</sup>	Caviar	prepared from fish eggs HS 1604.31	64 000
4 <sup>th</sup>	Nile perch, snakeheads	frozen; excluding fillets, livers and roes HS 0303.29	40 000
5 <sup>th</sup>	Caviar substitutes	prepared from fish eggs HS 1604.32	16 000

# A GLOBEFISH Product

# Information, Disclaimer

# Sources

Established in 1984, GLOBEFISH is a multi-donor funded project in the Fisheries Division of the Food and Agriculture Organization of the United Nations (FAO), responsible for providing up-to-date market and trade information on fish and fish products.

[Visit our website](#)


[Subscribe to our newsletter](#) or [email us](#)

## Recent Publications



### [Globefish Highlights, 1/2021](#)

Our flagship publication, focused on prices and analysis of market trends covering a variety of major commodities. Released quarterly.



### [Chinese Fish Price Report, 3/2020](#)

Comprehensive coverage of Chinese price trends, market information for commercially significant species, along with industry news and policy updates. Released quarterly.



### [European Price Report, 4/2021](#)

Market and price analysis for fish and fish products in the European market. Released monthly.



This is the first edition of the GLOBEFISH Market Profiles produced for this country, and was made at the beginning of 2021.

These profiles are based on nationally reported data or information published by international agencies. As the profile is intended to reflect the most up to date information available, reporting years may vary between sections and commodities.

The designations employed and the presentation of material in this information product do not imply the expression of any opinion whatsoever on the part of FAO concerning the legal or constitutional status of any country, territory or sea area, or the delimitation of frontiers or boundaries.

The data herein presented is compiled by FAO staff at the time of its production, "as is" and "as available," and every effort is made to ensure, but not guarantee, their timeliness, accuracy and completeness. FAO assumes no responsibility for errors and omissions in the data provided. Users are, however, kindly asked to report any errors or deficiencies in this product to FAO GLOBEFISH ([globefish@fao.org](mailto:globefish@fao.org)).

### Please note

Re-exports and re-imports are not included.

The term N/A has been used to indicate that information was not found in the indicated sources. The classification of fish and fish products as either processed or unprocessed is very broad, and is intended for indicative purposes only.

### [HS codes for fish and fish products](#)

International trade codes for fish and fish products in a user friendly format.



Sources and time periods:

-Fishing and aquaculture production (2018):  
FAO's [Global Fishery and Aquaculture Production Statistics](#)

-Fish available for consumption (2017):  
FAO's [Fishery and Aquaculture Statistics 2016](#)

-Population (2018), GDP Growth (2013-2018), GDP per Capita (2018):  
IMF's [World Economic Outlook Databases](#)

-Imports, Exports and Share of Trade (2000-2018):  
FAO's [Global Fishery and Aquaculture Commodities Statistics](#)

-GDP, GDP from fisheries, GDP from agriculture (2018):  
World Bank's [World Development Indicators](#),  
OECD's [National Accounts Statistics](#) or  
UNSD's [National Accounts](#)

-Ease of doing business (2018):  
World Bank's [Ease of Doing Business](#) ranking

-Length of Coastline, Exclusive Economic Zone, Exclusive Fishing Zone (2003):  
UNEP's [Global Environment Outlook](#)

### [GLOBEFISH](#)

Explore more market information on the GLOBEFISH website



### [GLOBEFISH on ISSUU](#)

Read GLOBEFISH publications on ISSUU

