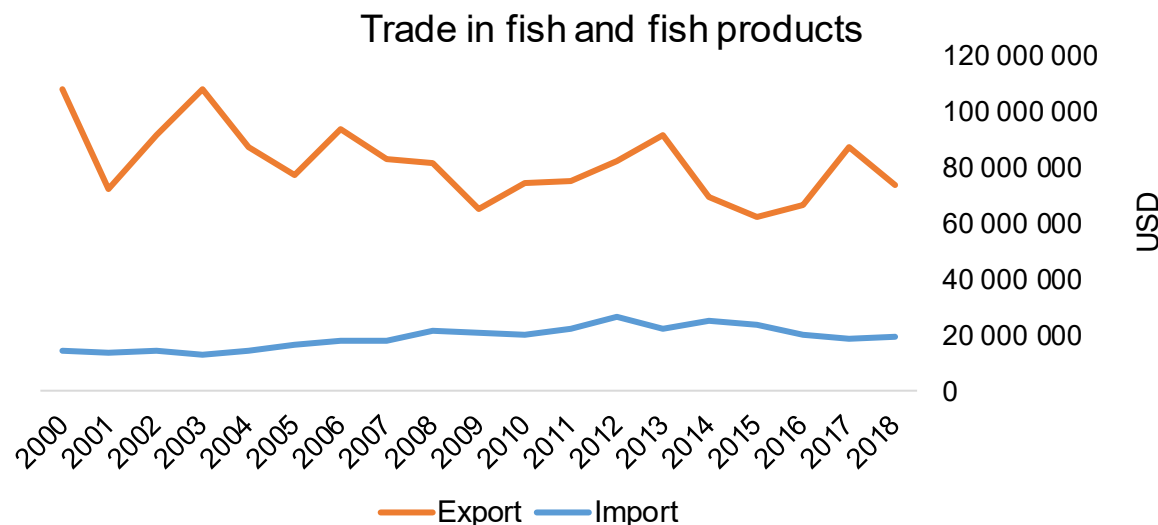




## COUNTRY BRIEF

Population	Ease of doing business rank
381 750	129th
Length of coastline	Exclusive economic zone
11 238 km	369 149 km <sup>2</sup>
Average GDP growth	GDP per capita
3.33%	USD 32 218



GDP from fisheries

0.67%

Fish available for consumption

24.9 kg/capita

Imports of fish and fish products - 2018

USD 19 497 000

Agricultural GDP from fisheries

75.63%

Fisheries and aquaculture production

Total	10 922 tonnes
Fisheries	100%
Aquaculture	0%

Exports of fish and fish products - 2018

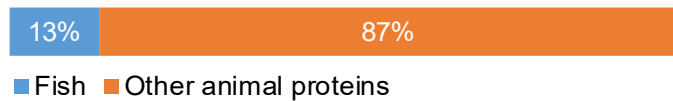
USD 73 821 000

## Production and Trade Breakdown

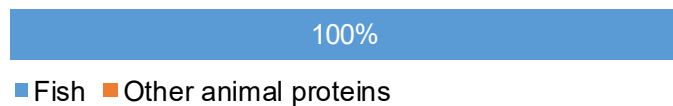
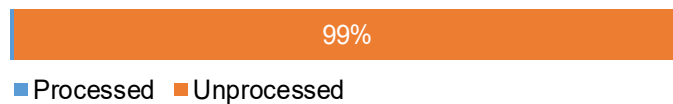
### Production by volume



### Imports by value



### Exports by value



## Production - Top 10 Species (Volume)

Rank	Species	Volume (Tonnes)
1 <sup>st</sup>	Caribbean spiny lobster	5 831
2 <sup>nd</sup>	Stromboid conchs nei	4 027
3 <sup>rd</sup>	Snappers nei	523
4 <sup>th</sup>	Black stone crab	286
5 <sup>th</sup>	Nassau grouper	81
6 <sup>th</sup>	Grunts, sweetlips nei	40
7 <sup>th</sup>	Hogfish	39
8 <sup>th</sup>	Groupers nei	38
9 <sup>th</sup>	Carangids nei	30
10 <sup>th</sup>	Barracudas nei	16

## Imports - Top 10 Products (Value)

			USD
1 <sup>st</sup>	Tunas, skipjack, bonito	prepared or preserved; whole or in pieces HS 1604.14	5 273 000
2 <sup>nd</sup>	Shrimps, prawns	frozen; cold-water species HS 0306.16	1 978 000
3 <sup>rd</sup>	Tunas	fresh or chilled; excluding fillets, livers and roes HS 0302.39	1 512 000
4 <sup>th</sup>	Mackerel	prepared or preserved; whole or in pieces HS 1604.15	1 018 000
5 <sup>th</sup>	Sardines, sardinella, brisling or sprats	prepared or preserved; whole or in pieces HS 1604.13	927 000
6 <sup>th</sup>	Fish, other than species in 0304	frozen fillets HS 0304.89	668 000
7 <sup>th</sup>	Fish, other than species in 0304	frozen meat; excluding fillets, livers and roes HS 0304.99	578 000
8 <sup>th</sup>	Crabs	frozen HS 0306.14	518 000
9 <sup>th</sup>	Salmon	prepared or preserved; whole or in pieces HS 1604.11	447 000
10 <sup>th</sup>	Shrimps, prawns	frozen HS 0306.17	447 000

## Exports - Top 10 Products (Value)

			USD
1 <sup>st</sup>	Rock lobster, other sea crawfish	frozen HS 0306.11	65 745 000
2 <sup>nd</sup>	Molluscs	live, fresh or chilled HS 0307.91	3 524 000
3 <sup>rd</sup>	Crabs	frozen HS 0306.14	1 461 000
4 <sup>th</sup>	Stromboid conchs	frozen HS 0307.84	1 429 000
5 <sup>th</sup>	Molluscs	frozen HS 0307.92	689 000
6 <sup>th</sup>	Crabs	live, fresh or chilled HS 0306.33	358 000
7 <sup>th</sup>	Stromboid conchs	dried, salted or in brine HS 0307.88	240 000
8 <sup>th</sup>	Crabs	dried, smoked, salted or in brine HS 0306.93	210 000
9 <sup>th</sup>	Crab	prepared or preserved HS 1605.10	65 000
10 <sup>th</sup>	Sea cucumbers	dried, smoked, salted or in brine or smoked HS 0308.19	27 000

# A GLOBEFISH Product

# Information, Disclaimer

# Sources

Established in 1984, GLOBEFISH is a multi-donor funded project in the Fisheries Division of the Food and Agriculture Organization of the United Nations (FAO), responsible for providing up-to-date market and trade information on fish and fish products.

[Visit our website](#)


[Subscribe to our newsletter](#) or [email us](#)

## Recent Publications



### [Globefish Highlights, 1/2021](#)

Our flagship publication, focused on prices and analysis of market trends covering a variety of major commodities. Released quarterly.



### [Chinese Fish Price Report, 3/2020](#)

Comprehensive coverage of Chinese price trends, market information for commercially significant species, along with industry news and policy updates. Released quarterly.



### [European Price Report, 4/2021](#)

Market and price analysis for fish and fish products in the European market. Released monthly.



This is the first edition of the GLOBEFISH Market Profiles produced for this country, and was made at the beginning of 2021.

These profiles are based on nationally reported data or information published by international agencies. As the profile is intended to reflect the most up to date information available, reporting years may vary between sections and commodities.

The designations employed and the presentation of material in this information product do not imply the expression of any opinion whatsoever on the part of FAO concerning the legal or constitutional status of any country, territory or sea area, or the delimitation of frontiers or boundaries.

The data herein presented is compiled by FAO staff at the time of its production, "as is" and "as available," and every effort is made to ensure, but not guarantee, their timeliness, accuracy and completeness. FAO assumes no responsibility for errors and omissions in the data provided. Users are, however, kindly asked to report any errors or deficiencies in this product to FAO GLOBEFISH ([globefish@fao.org](mailto:globefish@fao.org)).

### Please note

Re-exports and re-imports are not included.

The term N/A has been used to indicate that information was not found in the indicated sources. The classification of fish and fish products as either processed or unprocessed is very broad, and is intended for indicative purposes only.

### [HS codes for fish and fish products](#)

International trade codes for fish and fish products in a user friendly format.



Sources and time periods:

-Fishing and aquaculture production (2018):  
FAO's [Global Fishery and Aquaculture Production Statistics](#)

-Fish available for consumption (2017):  
FAO's [Fishery and Aquaculture Statistics 2016](#)

-Population (2018), GDP Growth (2013-2018), GDP per Capita (2018):  
IMF's [World Economic Outlook Databases](#)

-Imports, Exports and Share of Trade (2000-2018):  
FAO's [Global Fishery and Aquaculture Commodities Statistics](#)

-GDP, GDP from fisheries, GDP from agriculture (2018):  
World Bank's [World Development Indicators](#),  
OECD's [National Accounts Statistics](#) or  
UNSD's [National Accounts](#)

-Ease of doing business (2018):  
World Bank's [Ease of Doing Business](#) ranking

-Length of Coastline, Exclusive Economic Zone, Exclusive Fishing Zone (2003):  
UNEP's [Global Environment Outlook](#)

### [GLOBEFISH](#)

Explore more market information on the GLOBEFISH website



### [GLOBEFISH on ISSUU](#)

Read GLOBEFISH publications on ISSUU

