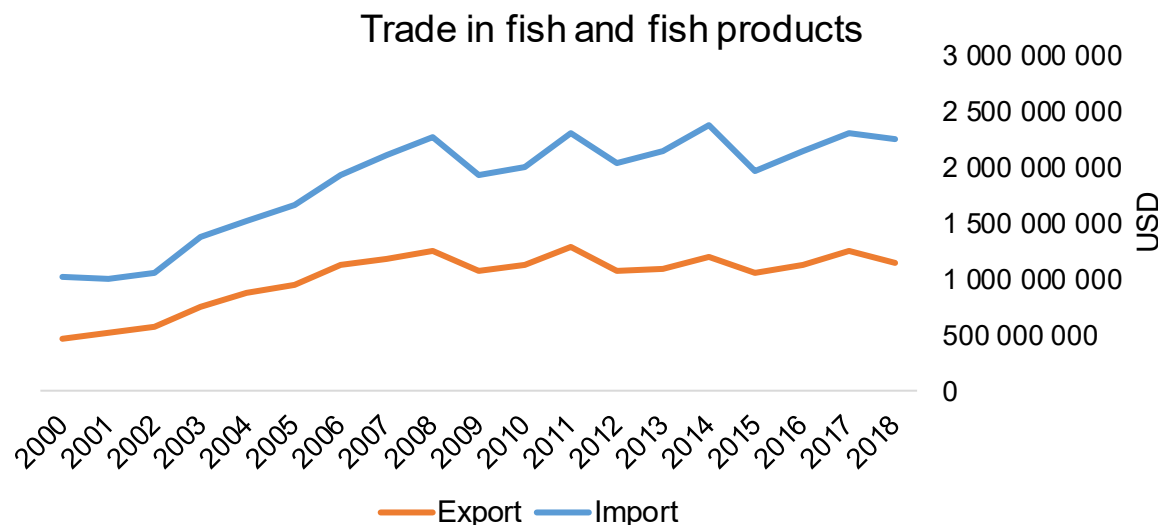




## COUNTRY BRIEF

Population	Ease of doing business rank
11 419 750	47th
Length of coastline	Exclusive fishing zone
76 km	2 089 km <sup>2</sup>
Average GDP growth	GDP per capita
3.22%	USD 47 293



GDP from fisheries

N/A

Fish available for consumption

23.0 kg/capita

Imports of fish and fish products - 2018

USD 2 263 146 000

Agricultural GDP from fisheries

N/A

Fisheries and aquaculture production

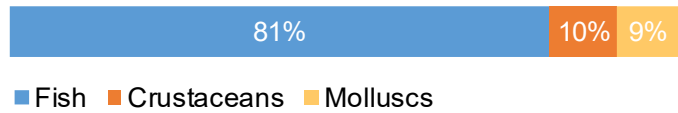
Total	23 116 tonnes
Fisheries	100%
Aquaculture	0%

Exports of fish and fish products - 2018


USD 1 154 449 000

## Production and Trade Breakdown

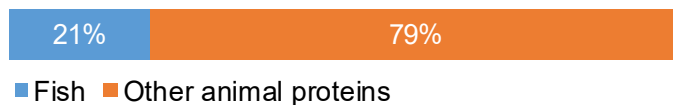
### Production by volume



### Imports by value



### Exports by value



## Production - Top 10 Species (Volume)

Rank	Species	Volume (Tonnes)
1 <sup>st</sup>	European plaice	7 183
2 <sup>nd</sup>	Common sole	2 137
3 <sup>rd</sup>	Common shrimp	1 413
4 <sup>th</sup>	Monkfishes nei	1 091
5 <sup>th</sup>	Atlantic cod	876
6 <sup>th</sup>	Common cuttlefish	819
7 <sup>th</sup>	Great Atlantic scallop	700
8 <sup>th</sup>	Lemon sole	689
9 <sup>th</sup>	Tub gurnard	657
10 <sup>th</sup>	Norway lobster	651

## Imports - Top 10 Products (Value)

			USD
1 <sup>st</sup>	Shrimps, prawns	frozen HS 0306.17	374 969 000
2 <sup>nd</sup>	Pacific, Atlantic, Danube salmon	fresh or chilled fillets HS 0304.41	161 138 000
3 <sup>rd</sup>	Pacific, Atlantic, Danube salmon	smoked, including fillets HS 0305.41	135 153 000
4 <sup>th</sup>	Tunas, skipjack, bonito	prepared or preserved; whole or in pieces HS 1604.14	115 747 000
5 <sup>th</sup>	Mussels	live, fresh or chilled HS 0307.31	95 357 000
6 <sup>th</sup>	Fish	fresh or chilled fillets HS 0304.44	92 095 000
7 <sup>th</sup>	Shrimps, prawns	prepared or preserved, in airtight containers HS 1605.29	66 565 000
8 <sup>th</sup>	Pacific, Atlantic, Danube salmon	frozen fillets HS 0304.81	58 940 000
9 <sup>th</sup>	Fish, other than species in 1604	prepared or preserved; whole or in pieces HS 1604.19	52 814 000
10 <sup>th</sup>	Fish	prepared or preserved HS 1604.20	49 123 000

## Exports - Top 10 Products (Value)

			USD
1 <sup>st</sup>	Shrimps, prawns	frozen HS 0306.17	249 325 000
2 <sup>nd</sup>	Shrimps, prawns	prepared or preserved, not in airtight containers HS 1605.21	85 896 000
3 <sup>rd</sup>	Pacific, Atlantic, Danube salmon	smoked, including fillets HS 0305.41	47 766 000
4 <sup>th</sup>	Pacific, Atlantic, Danube salmon	fresh or chilled fillets HS 0304.41	45 030 000
5 <sup>th</sup>	Fish	prepared or preserved HS 1604.20	44 744 000
6 <sup>th</sup>	Fish fats or oils and fractions thereof	not chemically modified or from fish-livers HS 1504.20	36 384 000
7 <sup>th</sup>	Fish	fresh or chilled fillets HS 0304.44	32 951 000
8 <sup>th</sup>	Pacific, Atlantic, Danube salmon	frozen fillets HS 0304.81	32 788 000
9 <sup>th</sup>	Fish, other than species in 1604	prepared or preserved; whole or in pieces HS 1604.19	28 645 000
10 <sup>th</sup>	Rock lobster, other sea crawfish	frozen HS 0306.11	27 251 000

# A GLOBEFISH Product

# Information, Disclaimer

# Sources

Established in 1984, GLOBEFISH is a multi-donor funded project in the Fisheries Division of the Food and Agriculture Organization of the United Nations (FAO), responsible for providing up-to-date market and trade information on fish and fish products.

[Visit our website](#)

[Subscribe to our newsletter](#) or [email us](#)

## Recent Publications



### [Globefish Highlights, 1/2021](#)

Our flagship publication, focused on prices and analysis of market trends covering a variety of major commodities. Released quarterly.



### [Chinese Fish Price Report, 3/2020](#)

Comprehensive coverage of Chinese price trends, market information for commercially significant species, along with industry news and policy updates. Released quarterly.



### [European Price Report, 4/2021](#)

Market and price analysis for fish and fish products in the European market. Released monthly.



This is the first edition of the GLOBEFISH Market Profiles produced for this country, and was made at the beginning of 2021.

These profiles are based on nationally reported data or information published by international agencies. As the profile is intended to reflect the most up to date information available, reporting years may vary between sections and commodities.

The designations employed and the presentation of material in this information product do not imply the expression of any opinion whatsoever on the part of FAO concerning the legal or constitutional status of any country, territory or sea area, or the delimitation of frontiers or boundaries.

The data herein presented is compiled by FAO staff at the time of its production, "as is" and "as available," and every effort is made to ensure, but not guarantee, their timeliness, accuracy and completeness. FAO assumes no responsibility for errors and omissions in the data provided. Users are, however, kindly asked to report any errors or deficiencies in this product to FAO GLOBEFISH ([globefish@fao.org](mailto:globefish@fao.org)).

### **Please note**

Re-exports and re-imports are not included.

The term N/A has been used to indicate that information was not found in the indicated sources. The classification of fish and fish products as either processed or unprocessed is very broad, and is intended for indicative purposes only.

### [HS codes for fish and fish products](#)

International trade codes for fish and fish products in a user friendly format.



Sources and time periods:

-Fishing and aquaculture production (2018):  
FAO's [Global Fishery and Aquaculture Production Statistics](#)

-Fish available for consumption (2017):  
FAO's [Fishery and Aquaculture Statistics 2016](#)

-Population (2018), GDP Growth (2013-2018), GDP per Capita (2018):  
IMF's [World Economic Outlook Databases](#)

-Imports, Exports and Share of Trade (2000-2018):  
FAO's [Global Fishery and Aquaculture Commodities Statistics](#)

-GDP, GDP from fisheries, GDP from agriculture (2018):  
World Bank's [World Development Indicators](#),  
OECD's [National Accounts Statistics](#) or  
UNSD's [National Accounts](#)

-Ease of doing business (2018):  
World Bank's [Ease of Doing Business](#) ranking

-Length of Coastline, Exclusive Economic Zone, Exclusive Fishing Zone (2003):  
UNEP's [Global Environment Outlook](#)

### [GLOBEFISH](#)

Explore more market information on the GLOBEFISH website



### [GLOBEFISH on ISSUU](#)

Read GLOBEFISH publications on ISSUU

