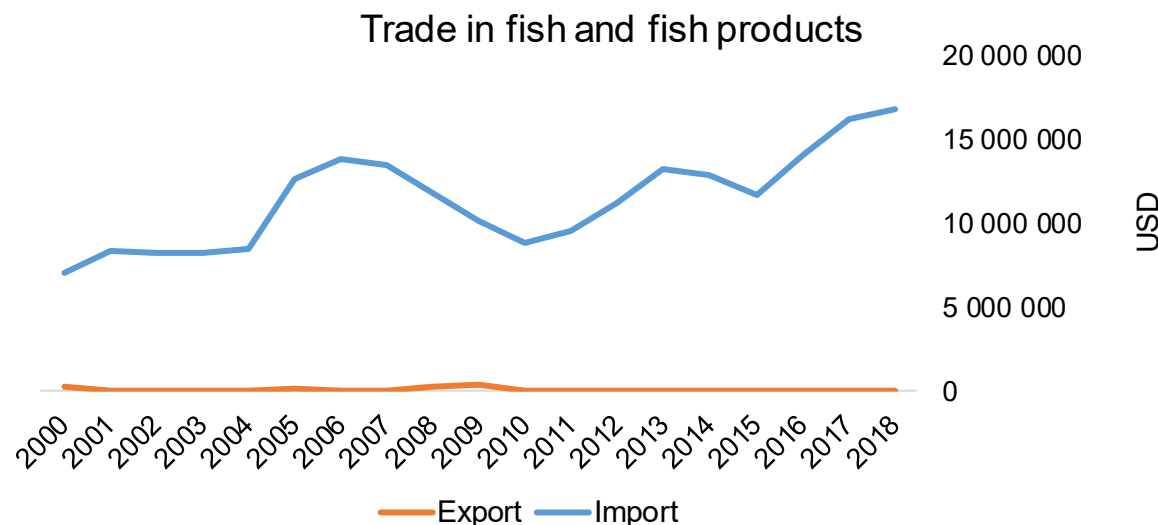




COUNTRY BRIEF

Population	Ease of doing business rank
63 050	N/A
Length of coastline	Exclusive economic zone
180 km	446 869 km ²
Average GDP growth	GDP per capita
3.16%	USD 101 208



GDP from fisheries

0.08%

Fish available for consumption

45.6 kg/capita

Imports of fish and fish products - 2018

USD 16 809 000

Agricultural GDP from fisheries

29.41%

Fisheries and aquaculture production

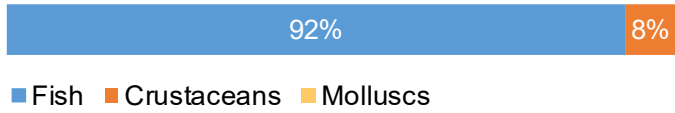
Total	354 tonnes
Fisheries	100%
Aquaculture	0%

Exports of fish and fish products - 2018

USD 31 000

Production and Trade Breakdown

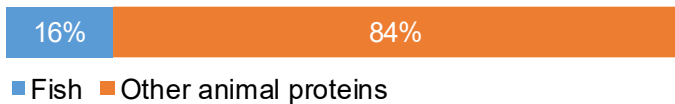
Production by volume



Imports by value



Exports by value



Production - Top 10 Species (Volume)

Rank	Species	Tonnes
1 st	Wahoo	69
2 nd	Yellowfin tuna	32
3 rd	Clupeoids nei	30
4 th	Caribbean spiny lobster	24
5 th	Red hind	23
6 th	Jacks, crevalles nei	18
7 th	Black grouper	16
8 th	Grey snapper	16
9 th	Blackfin tuna	16
10 th	Coney	13

Imports - Top 10 Products (Value)

			USD
1 st	Fish, other than species in 0304	frozen meat; excluding fillets, livers and roes HS 0304.99	1 884 000
2 nd	Shrimps, prawns	frozen HS 0306.17	1 312 000
3 rd	Fish, other than species in 0304	frozen fillets HS 0304.89	1 145 000
4 th	Atlantic, Danube salmon	fresh or chilled; excluding fillets, livers and roes HS 0302.14	1 038 000
5 th	Pacific, Atlantic, Danube salmon	fresh or chilled fillets HS 0304.41	714 000
6 th	Fish, other than species in 0304.7	frozen fillets HS 0304.79	690 000
7 th	Fish	fresh or chilled fillets HS 0304.49	551 000
8 th	Lobsters	frozen HS 0306.12	540 000
9 th	Tunas, skipjack, bonito	prepared or preserved; whole or in pieces HS 1604.14	494 000
10 th	Fish, other than species in 0305.3	dried, salted or in brine; not smoked HS 0305.39	477 000

Exports - Top 10 Products (Value)

			USD
1 st	Nile perch, snakeheads	frozen; excluding fillets, livers and roes HS 0303.29	13 000
2 nd	Pacific, Atlantic, Danube salmon	fresh or chilled fillets HS 0304.41	3 000
3 rd	Crabs	live, fresh or chilled HS 0306.33	3 000
4 th	Shrimps, prawns	frozen HS 0306.17	3 000
5 th	Scallops	live, fresh or chilled HS 0307.21	3 000
6 th	Salmonidae	frozen; excluding fillets, livers and roes HS 0303.19	2 000
7 th	Lobsters	frozen HS 0306.12	2 000
8 th	Fish, other than species in 1604	prepared or preserved; whole or in pieces HS 1604.19	2 000

A GLOBEFISH Product

Information, Disclaimer

Sources

Established in 1984, GLOBEFISH is a multi-donor funded project in the Fisheries Division of the Food and Agriculture Organization of the United Nations (FAO), responsible for providing up-to-date market and trade information on fish and fish products.

[Visit our website](#)


[Subscribe to our newsletter](#) or [email us](#)

Recent Publications



[Globefish Highlights, 1/2021](#)

Our flagship publication, focused on prices and analysis of market trends covering a variety of major commodities. Released quarterly.



[Chinese Fish Price Report, 3/2020](#)

Comprehensive coverage of Chinese price trends, market information for commercially significant species, along with industry news and policy updates. Released quarterly.



[European Price Report, 4/2021](#)

Market and price analysis for fish and fish products in the European market. Released monthly.



This is the first edition of the GLOBEFISH Market Profiles produced for this country, and was made at the beginning of 2021.

These profiles are based on nationally reported data or information published by international agencies. As the profile is intended to reflect the most up to date information available, reporting years may vary between sections and commodities.

The designations employed and the presentation of material in this information product do not imply the expression of any opinion whatsoever on the part of FAO concerning the legal or constitutional status of any country, territory or sea area, or the delimitation of frontiers or boundaries.

The data herein presented is compiled by FAO staff at the time of its production, "as is" and "as available," and every effort is made to ensure, but not guarantee, their timeliness, accuracy and completeness. FAO assumes no responsibility for errors and omissions in the data provided. Users are, however, kindly asked to report any errors or deficiencies in this product to FAO GLOBEFISH (globefish@fao.org).

Please note

Re-exports and re-imports are not included.

The term N/A has been used to indicate that information was not found in the indicated sources. The classification of fish and fish products as either processed or unprocessed is very broad, and is intended for indicative purposes only.

[HS codes for fish and fish products](#)

International trade codes for fish and fish products in a user friendly format.



Sources and time periods:

-Fishing and aquaculture production (2018):
FAO's [Global Fishery and Aquaculture Production Statistics](#)

-Fish available for consumption (2017):
FAO's [Fishery and Aquaculture Statistics 2016](#)

-Population (2018), GDP Growth (2013-2018), GDP per Capita (2018):
IMF's [World Economic Outlook Databases](#)

-Imports, Exports and Share of Trade (2000-2018):
FAO's [Global Fishery and Aquaculture Commodities Statistics](#)

-GDP, GDP from fisheries, GDP from agriculture (2018):
World Bank's [World Development Indicators](#),
OECD's [National Accounts Statistics](#) or
UNSD's [National Accounts](#)

-Ease of doing business (2018):
World Bank's [Ease of Doing Business](#) ranking

-Length of Coastline, Exclusive Economic Zone, Exclusive Fishing Zone (2003):
UNEP's [Global Environment Outlook](#)

[GLOBEFISH](#)

Explore more market information on the GLOBEFISH website



[GLOBEFISH on ISSUU](#)

Read GLOBEFISH publications on ISSUU

