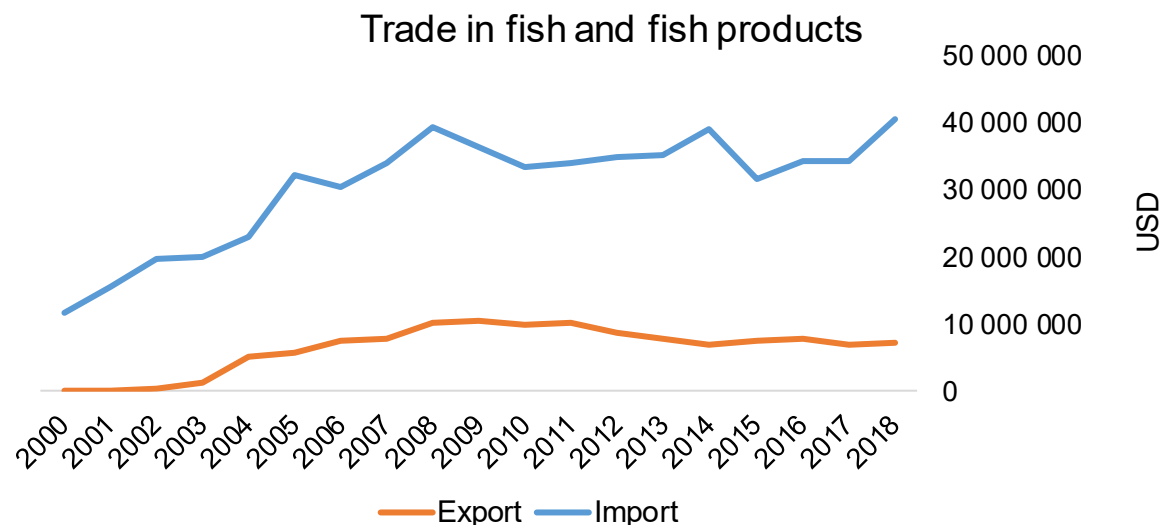




COUNTRY BRIEF

Population	Ease of doing business rank
3 351 530	98th
Length of coastline	EEZ/EFZ
23 km	N/A
Average GDP growth	GDP per capita
5.15%	USD 5 951



GDP from fisheries

0.03%

Fish available for consumption

5.8 kg/capita

Imports of fish and fish products - 2018

USD 40 649 000

Agricultural GDP from fisheries

0.51%

Fisheries and aquaculture production

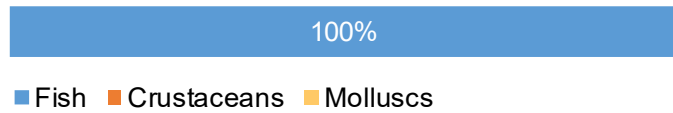
Total	3 944 tonnes
Fisheries	8%
Aquaculture	92%

Exports of fish and fish products - 2018

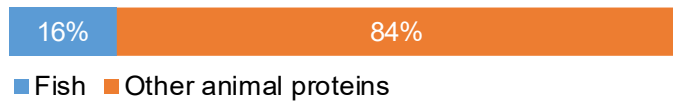
USD 7 137 000

Production and Trade Breakdown

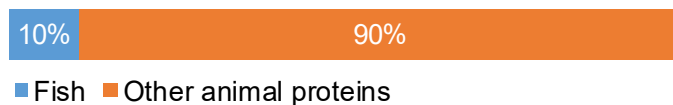
Production by volume



Imports by value



Exports by value



Production - Top 10 Species (Volume)

Rank	Species	Volume (Tonnes)
1 st	Rainbow trout	2 746
2 nd	Common carp	529
3 rd	Freshwater fishes nei	407
4 th	Gilthead seabream	99
5 th	Sea trout	82
6 th	European seabass	75
7 th	Marine fishes nei	5
8 th	Brook trout	1
9 th	Wels catfish	<1
10 th	Pike-perch	<1

Imports - Top 10 Products (Value)

			USD
1 st	Tunas, skipjack, bonito	prepared or preserved; whole or in pieces HS 1604.14	9 451 000
2 nd	Fish	prepared or preserved HS 1604.20	7 156 000
3 rd	Sardines, sardinella, brisling or sprats	prepared or preserved; whole or in pieces HS 1604.13	4 364 000
4 th	Hake	frozen; excluding fillets, livers and roes HS 0303.66	4 113 000
5 th	Mackerel	prepared or preserved; whole or in pieces HS 1604.15	2 943 000
6 th	Squid, cuttlefish	frozen HS 0307.43	2 108 000
7 th	Fish, other than species in 1604	prepared or preserved; whole or in pieces HS 1604.19	1 336 000
8 th	Carp	live HS 0301.93	1 208 000
9 th	Cod	dried, whether or not salted; not smoked HS 0305.51	727 000
10 th	Fish	frozen; excluding fillets, livers and roes HS 0303.69	725 000

Exports - Top 10 Products (Value)

			USD
1 st	Trout	fresh or chilled; excluding fillets, livers and roes HS 0302.11	3 612 000
2 nd	Trout	live HS 0301.91	1 011 000
3 rd	Fish	frozen meat; excluding fillets, livers and roes HS 0304.95	699 000
4 th	Squid, cuttlefish	frozen HS 0307.43	559 000
5 th	Trout	frozen; excluding fillets, livers and roes HS 0303.14	296 000
6 th	Molluscs	dried, smoked, salted or in brine HS 0307.99	193 000
7 th	Trout	fresh or chilled fillets HS 0304.42	126 000
8 th	Sardines, sardinella, brisling or sprats	prepared or preserved; whole or in pieces HS 1604.13	107 000
9 th	Mackerel	prepared or preserved; whole or in pieces HS 1604.15	99 000
10 th	Anchovies	prepared or preserved; whole or in pieces HS 1604.16	88 000

A GLOBEFISH Product

Information, Disclaimer


Sources

Established in 1984, GLOBEFISH is a multi-donor funded project in the Fisheries Division of the Food and Agriculture Organization of the United Nations (FAO), responsible for providing up-to-date market and trade information on fish and fish products.

[Visit our website](#)


[Subscribe to our newsletter](#) or [email us](#)

Recent Publications



[Globefish Highlights, 1/2021](#)

Our flagship publication, focused on prices and analysis of market trends covering a variety of major commodities. Released quarterly.



[Chinese Fish Price Report, 3/2020](#)

Comprehensive coverage of Chinese price trends, market information for commercially significant species, along with industry news and policy updates. Released quarterly.



[European Price Report, 4/2021](#)

Market and price analysis for fish and fish products in the European market. Released monthly.



This is the first edition of the GLOBEFISH Market Profiles produced for this country, and was made at the beginning of 2021.

These profiles are based on nationally reported data or information published by international agencies. As the profile is intended to reflect the most up to date information available, reporting years may vary between sections and commodities.

The designations employed and the presentation of material in this information product do not imply the expression of any opinion whatsoever on the part of FAO concerning the legal or constitutional status of any country, territory or sea area, or the delimitation of frontiers or boundaries.

The data herein presented is compiled by FAO staff at the time of its production, "as is" and "as available," and every effort is made to ensure, but not guarantee, their timeliness, accuracy and completeness. FAO assumes no responsibility for errors and omissions in the data provided. Users are, however, kindly asked to report any errors or deficiencies in this product to FAO GLOBEFISH (globefish@fao.org).

Please note

Re-exports and re-imports are not included.

The term N/A has been used to indicate that information was not found in the indicated sources. The classification of fish and fish products as either processed or unprocessed is very broad, and is intended for indicative purposes only.

[HS codes for fish and fish products](#)

International trade codes for fish and fish products in a user friendly format.



Sources and time periods:

-Fishing and aquaculture production (2018):
FAO's [Global Fishery and Aquaculture Production Statistics](#)

-Fish available for consumption (2017):
FAO's [Fishery and Aquaculture Statistics 2016](#)

-Population (2018), GDP Growth (2013-2018), GDP per Capita (2018):
IMF's [World Economic Outlook Databases](#)

-Imports, Exports and Share of Trade (2000-2018):
FAO's [Global Fishery and Aquaculture Commodities Statistics](#)

-GDP, GDP from fisheries, GDP from agriculture (2018):
World Bank's [World Development Indicators](#),
OECD's [National Accounts Statistics](#) or
UNSD's [National Accounts](#)

-Ease of doing business (2018):
World Bank's [Ease of Doing Business](#) ranking

-Length of Coastline, Exclusive Economic Zone, Exclusive Fishing Zone (2003):
UNEP's [Global Environment Outlook](#)

[GLOBEFISH](#)

Explore more market information on the GLOBEFISH website



[GLOBEFISH on ISSUU](#)

Read GLOBEFISH publications on ISSUU

