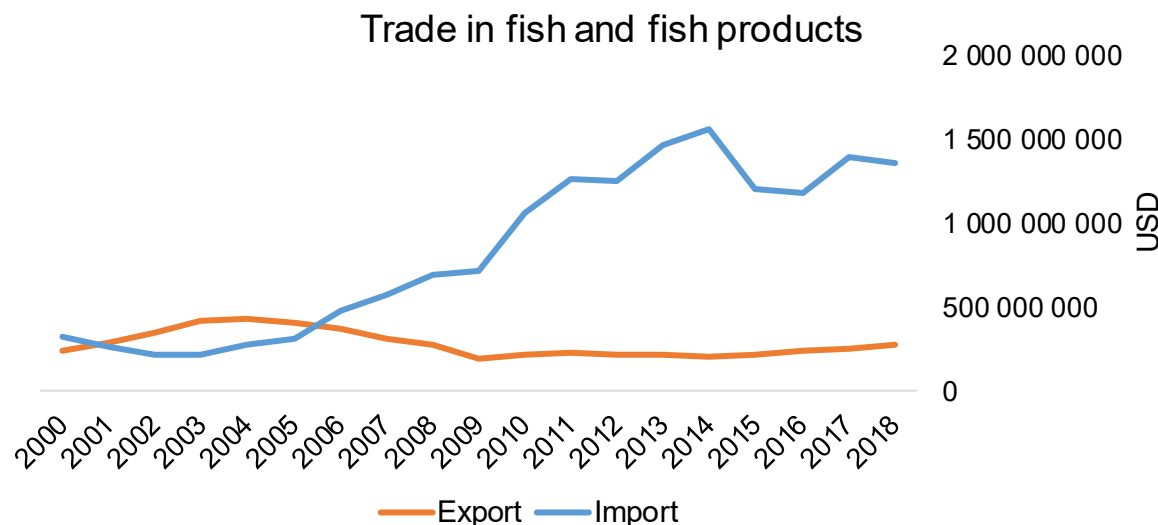




## COUNTRY BRIEF

Population	Ease of doing business rank
207 833 820	140th
Length of coastline	Exclusive economic zone
33 379 km	3 442 550 km <sup>2</sup>
Average GDP growth	GDP per capita
5.43%	USD 8 921



GDP from fisheries

N/A

Fish available for consumption

9.1 kg/capita

Imports of fish and fish products - 2018

USD 1 355 968 000

Agricultural GDP from fisheries

N/A

Fisheries and aquaculture production

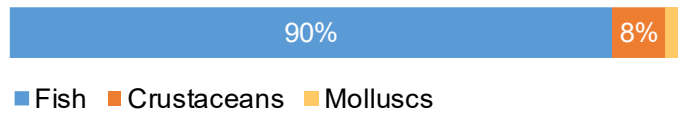
Total	1 295 180 tonnes
Fisheries	55%
Aquaculture	45%

Exports of fish and fish products - 2018


USD 275 247 000

## Production and Trade Breakdown

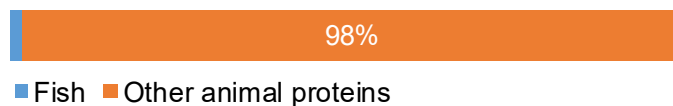
### Production by volume



### Imports by value



### Exports by value



## Production - Top 10 Species (Volume)

Rank	Species	Volume (Tonnes)
1 <sup>st</sup>	Nile tilapia	312 856
2 <sup>nd</sup>	Cachama	106 374
3 <sup>rd</sup>	Brazilian sardinella	46 400
4 <sup>th</sup>	Whiteleg shrimp	45 750
5 <sup>th</sup>	Whitemouth croaker	40 000
6 <sup>th</sup>	Tambacu, hybrid	32 759
7 <sup>th</sup>	Sea catfishes nei	29 600
8 <sup>th</sup>	Marine fishes nei	29 420
9 <sup>th</sup>	Prochilods nei	25 500
10 <sup>th</sup>	Laulao catfish	22 200

## Imports - Top 10 Products (Value)

			USD
1 <sup>st</sup>	Atlantic, Danube salmon	fresh or chilled; excluding fillets, livers and roes HS 0302.14	503 702 000
2 <sup>nd</sup>	Hake	frozen fillets HS 0304.74	91 813 000
3 <sup>rd</sup>	Fish, other than species in 0305	salted or in brine, not dried or smoked HS 0305.69	90 359 000
4 <sup>th</sup>	Catfish	frozen fillets HS 0304.62	84 215 000
5 <sup>th</sup>	Sardines, sardinella, brisling or sprats	frozen; excluding fillets, livers and roes HS 0303.53	82 305 000
6 <sup>th</sup>	Cod	salted or in brine, not dried or smoked HS 0305.62	73 179 000
7 <sup>th</sup>	Cod	frozen; excluding fillets, livers and roes HS 0303.63	45 433 000
8 <sup>th</sup>	Alaska Pollack	frozen fillets HS 0304.75	41 038 000
9 <sup>th</sup>	Fish	prepared or preserved HS 1604.20	40 343 000
10 <sup>th</sup>	Dogfish, other sharks	frozen; excluding fillets, livers and roes HS 0303.81	35 658 000

## Exports - Top 10 Products (Value)

			USD
1 <sup>st</sup>	Rock lobster, other sea crawfish	frozen HS 0306.11	69 322 000
2 <sup>nd</sup>	Fish, other than species in 0303	frozen; excluding fillets, livers and roes HS 0303.89	63 920 000
3 <sup>rd</sup>	Fish heads, tails, maws	dried, smoked, salted or in brine HS 0305.72	17 176 000
4 <sup>th</sup>	Livers, roes, milt	frozen HS 0303.91	14 979 000
5 <sup>th</sup>	Fish, other than species in 0302	fresh or chilled; excluding fillets, livers and roes HS 0302.89	13 776 000
6 <sup>th</sup>	Flours, meals, pellets. Unfit for human consumption	from fish or aquatic invertebrates HS 2301.20	11 991 000
7 <sup>th</sup>	Fish	fresh or chilled; excluding fillets, livers and roes HS 0302.59	8 878 000
8 <sup>th</sup>	Swordfish	fresh or chilled; excluding fillets, livers and roes HS 0302.47	8 339 000
9 <sup>th</sup>	Bigeye tunas	fresh or chilled; excluding fillets, livers and roes HS 0302.34	7 136 000
10 <sup>th</sup>	Freshwater ornamental fish	live HS 0301.11	6 565 000

# A GLOBEFISH Product

# Information, Disclaimer

# Sources

Established in 1984, GLOBEFISH is a multi-donor funded project in the Fisheries Division of the Food and Agriculture Organization of the United Nations (FAO), responsible for providing up-to-date market and trade information on fish and fish products.

[Visit our website](#)

[Subscribe to our newsletter](#) or [email us](#)

## Recent Publications



### [Globefish Highlights, 1/2021](#)

Our flagship publication, focused on prices and analysis of market trends covering a variety of major commodities. Released quarterly.



### [Chinese Fish Price Report, 3/2020](#)

Comprehensive coverage of Chinese price trends, market information for commercially significant species, along with industry news and policy updates. Released quarterly.



### [European Price Report, 4/2021](#)

Market and price analysis for fish and fish products in the European market. Released monthly.



This is the first edition of the GLOBEFISH Market Profiles produced for this country, and was made at the beginning of 2021.

These profiles are based on nationally reported data or information published by international agencies. As the profile is intended to reflect the most up to date information available, reporting years may vary between sections and commodities.

The designations employed and the presentation of material in this information product do not imply the expression of any opinion whatsoever on the part of FAO concerning the legal or constitutional status of any country, territory or sea area, or the delimitation of frontiers or boundaries.

The data herein presented is compiled by FAO staff at the time of its production, "as is" and "as available," and every effort is made to ensure, but not guarantee, their timeliness, accuracy and completeness. FAO assumes no responsibility for errors and omissions in the data provided. Users are, however, kindly asked to report any errors or deficiencies in this product to FAO GLOBEFISH ([globefish@fao.org](mailto:globefish@fao.org)).

### Please note

Re-exports and re-imports are not included.

The term N/A has been used to indicate that information was not found in the indicated sources. The classification of fish and fish products as either processed or unprocessed is very broad, and is intended for indicative purposes only.

### [HS codes for fish and fish products](#)

International trade codes for fish and fish products in a user friendly format.



Sources and time periods:

-Fishing and aquaculture production (2018):  
FAO's [Global Fishery and Aquaculture Production Statistics](#)

-Fish available for consumption (2017):  
FAO's [Fishery and Aquaculture Statistics 2016](#)

-Population (2018), GDP Growth (2013-2018), GDP per Capita (2018):  
IMF's [World Economic Outlook Databases](#)

-Imports, Exports and Share of Trade (2000-2018):  
FAO's [Global Fishery and Aquaculture Commodities Statistics](#)

-GDP, GDP from fisheries, GDP from agriculture (2018):  
World Bank's [World Development Indicators](#),  
OECD's [National Accounts Statistics](#) or  
UNSD's [National Accounts](#)

-Ease of doing business (2018):  
World Bank's [Ease of Doing Business](#) ranking

-Length of Coastline, Exclusive Economic Zone, Exclusive Fishing Zone (2003):  
UNEP's [Global Environment Outlook](#)

### [GLOBEFISH](#)

Explore more market information on the GLOBEFISH website



### [GLOBEFISH on ISSUU](#)

Read GLOBEFISH publications on ISSUU

