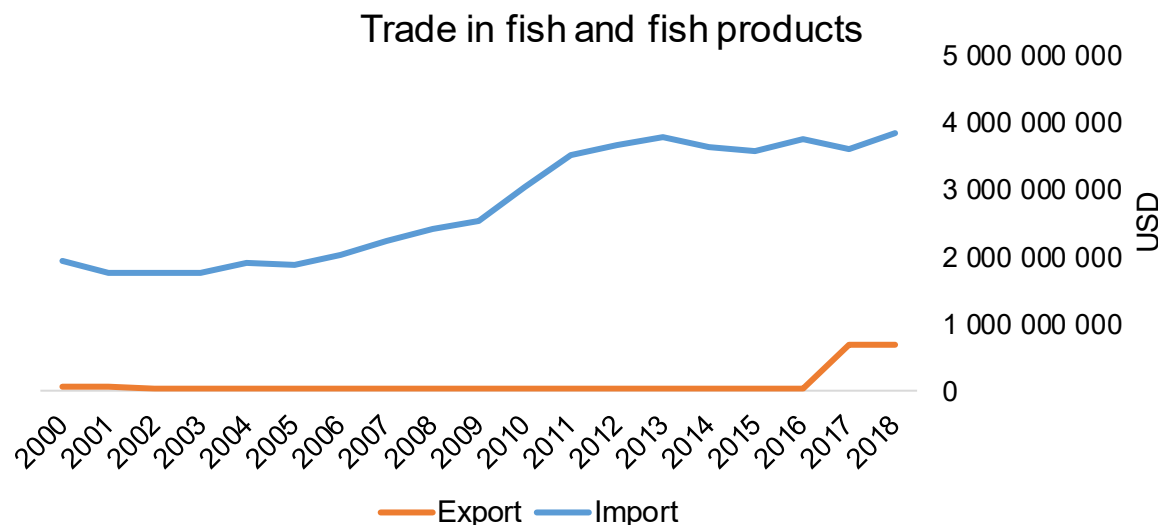




COUNTRY BRIEF

Population	Ease of doing business rank
7 306 320	4th
Length of coastline	EEZ/EFZ
N/A	N/A
Average GDP growth	GDP per capita
5.64%	USD 49 199



GDP from fisheries

N/A

Fish available for consumption

66.5 kg/capita

Imports of fish and fish products - 2018

USD 3 860 147 000

Agricultural GDP from fisheries

N/A

Fisheries and aquaculture production

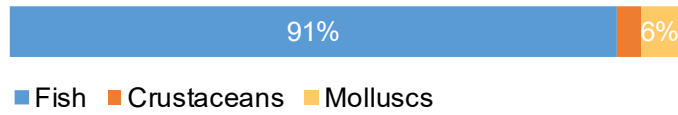
Total	128 432 tonnes
Fisheries	97%
Aquaculture	3%

Exports of fish and fish products - 2018

USD 676 794 000

Production and Trade Breakdown

Production by volume



Imports by value



Exports by value



Production - Top 10 Species (Volume)

Rank	Species	Volume (Tonnes)
1 st	Marine fishes nei	75 295
2 nd	Threadfin breams nei	13 350
3 rd	Various squids nei	5 770
4 th	Lizardfishes nei	4 630
5 th	Natantian decapods nei	3 665
6 th	Tilefishes nei	3 440
7 th	Bigeyes nei	2 845
8 th	Croakers, drums nei	2 805
9 th	Scads nei	2 065
10 th	Pike-congers nei	1 660

Imports - Top 10 Products (Value)

			USD
1 st	Fish heads, tails, maws	dried, smoked, salted or in brine HS 0305.72	392 378 000
2 nd	Shrimps, prawns	frozen HS 0306.17	349 652 000
3 rd	Sea cucumbers	dried, smoked, salted or in brine or smoked HS 0308.19	222 455 000
4 th	Fish	live HS 0301.99	196 356 000
5 th	Fish, other than species in 0302	fresh or chilled; excluding fillets, livers and roes HS 0302.89	162 980 000
6 th	Scallops	dried, smoked, salted or in brine HS 0307.29	147 014 000
7 th	Fish, other than species in 0303	frozen; excluding fillets, livers and roes HS 0303.89	129 884 000
8 th	Abalone	prepared or preserved HS 1605.57	125 713 000
9 th	Carp	live HS 0301.93	114 059 000
10 th	Squid, cuttlefish	frozen HS 0307.43	112 902 000

Exports - Top 10 Products (Value)

			USD
1 st	Fish, other than species in 0303	frozen; excluding fillets, livers and roes HS 0303.89	89 538 000
2 nd	Fish heads, tails, maws	dried, smoked, salted or in brine HS 0305.72	65 101 000
3 rd	Sea cucumbers	dried, smoked, salted or in brine or smoked HS 0308.19	57 782 000
4 th	Crab	prepared or preserved HS 1605.10	30 735 000
5 th	Fish	live HS 0301.99	28 070 000
6 th	Shrimps, prawns	frozen HS 0306.17	27 388 000
7 th	Fish, other than species in 0302	fresh or chilled; excluding fillets, livers and roes HS 0302.89	26 489 000
8 th	Shark fins	dried, smoked, salted or in brine HS 0305.71	25 135 000
9 th	Sea cucumbers	frozen HS 0308.12	23 075 000
10 th	Abalone	prepared or preserved HS 1605.57	18 791 000

A GLOBEFISH Product

Information, Disclaimer


Sources

Established in 1984, GLOBEFISH is a multi-donor funded project in the Fisheries Division of the Food and Agriculture Organization of the United Nations (FAO), responsible for providing up-to-date market and trade information on fish and fish products.

[Visit our website](#)


[Subscribe to our newsletter](#) or [email us](#)

Recent Publications



[Globefish Highlights, 1/2021](#)

Our flagship publication, focused on prices and analysis of market trends covering a variety of major commodities. Released quarterly.



[Chinese Fish Price Report, 3/2020](#)

Comprehensive coverage of Chinese price trends, market information for commercially significant species, along with industry news and policy updates. Released quarterly.



[European Price Report, 4/2021](#)

Market and price analysis for fish and fish products in the European market. Released monthly.



This is the first edition of the GLOBEFISH Market Profiles produced for this country, and was made at the beginning of 2021.

These profiles are based on nationally reported data or information published by international agencies. As the profile is intended to reflect the most up to date information available, reporting years may vary between sections and commodities.

The designations employed and the presentation of material in this information product do not imply the expression of any opinion whatsoever on the part of FAO concerning the legal or constitutional status of any country, territory or sea area, or the delimitation of frontiers or boundaries.

The data herein presented is compiled by FAO staff at the time of its production, "as is" and "as available," and every effort is made to ensure, but not guarantee, their timeliness, accuracy and completeness. FAO assumes no responsibility for errors and omissions in the data provided. Users are, however, kindly asked to report any errors or deficiencies in this product to FAO GLOBEFISH (globefish@fao.org).

Please note

Re-exports and re-imports are not included.

The term N/A has been used to indicate that information was not found in the indicated sources. The classification of fish and fish products as either processed or unprocessed is very broad, and is intended for indicative purposes only.

[HS codes for fish and fish products](#)

International trade codes for fish and fish products in a user friendly format.



Sources and time periods:

-Fishing and aquaculture production (2018):
FAO's [Global Fishery and Aquaculture Production Statistics](#)

-Fish available for consumption (2017):
FAO's [Fishery and Aquaculture Statistics 2016](#)

-Population (2018), GDP Growth (2013-2018), GDP per Capita (2018):
IMF's [World Economic Outlook Databases](#)

-Imports, Exports and Share of Trade (2000-2018):
FAO's [Global Fishery and Aquaculture Commodities Statistics](#)

-GDP, GDP from fisheries, GDP from agriculture (2018):
World Bank's [World Development Indicators](#),
OECD's [National Accounts Statistics](#) or
UNSD's [National Accounts](#)

-Ease of doing business (2018):
World Bank's [Ease of Doing Business](#) ranking

-Length of Coastline, Exclusive Economic Zone, Exclusive Fishing Zone (2003):
UNEP's [Global Environment Outlook](#)

[GLOBEFISH](#)

Explore more market information on the GLOBEFISH website



[GLOBEFISH on ISSUU](#)

Read GLOBEFISH publications on ISSUU

