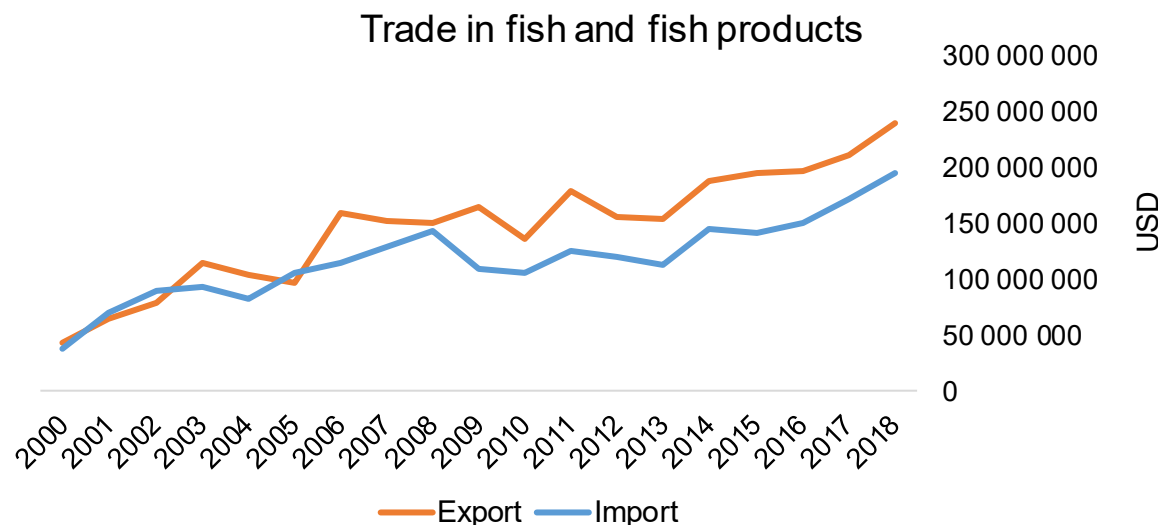




COUNTRY BRIEF

Population	Ease of doing business rank
4 182 860	59th
Length of coastline	EEZ/EFZ
5 664 km	N/A
Average GDP growth	GDP per capita
4.18%	USD 14 674



GDP from fisheries

0.23%

Fish available for consumption

18.7 kg/capita

Imports of fish and fish products - 2018

USD 194 622 000

Agricultural GDP from fisheries

8.32%

Fisheries and aquaculture production

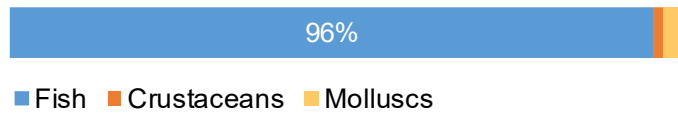
Total	88 574 tonnes
Fisheries	80%
Aquaculture	20%

Exports of fish and fish products - 2018

USD 239 320 000

Production and Trade Breakdown

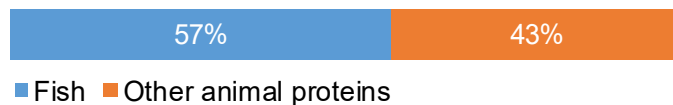
Production by volume



Imports by value



Exports by value



Production - Top 10 Species (Volume)

Rank	Species	Volume (Tonnes)
1 st	European pilchard	46 267
2 nd	European anchovy	13 251
3 rd	European seabass	6 229
4 th	Gilthead seabream	5 722
5 th	Atlantic bluefin tuna	2 358
6 th	Common carp	2 118
7 th	Atlantic chub mackerel	1 807
8 th	Jack and horse mackerels nei	1 462
9 th	European hake	989
10 th	Mediterranean mussel	927

Imports - Top 10 Products (Value)

			USD
1 st	Squid, cuttlefish	frozen HS 0307.43	34 844 000
2 nd	Tunas, skipjack, bonito	prepared or preserved; whole or in pieces HS 1604.14	19 315 000
3 rd	Animal feed	of fish, marine invertebrates or mammals HS 2309.90	13 385 000
4 th	Fish	prepared or preserved HS 1604.20	7 673 000
5 th	Shrimps, prawns	frozen HS 0306.17	6 772 000
6 th	Hake	frozen fillets HS 0304.74	6 665 000
7 th	Cod	dried, whether or not salted; not smoked HS 0305.51	5 911 000
8 th	Herrings	frozen; excluding fillets, livers and roes HS 0303.51	5 697 000
9 th	Norway lobsters	frozen HS 0306.15	5 411 000
10 th	Squid, cuttlefish	dried, smoked, salted or in brine HS 0307.49	5 102 000

Exports - Top 10 Products (Value)

			USD
1 st	Atlantic, Pacific, southern bluefin tunas	fresh or chilled; excluding fillets, livers and roes HS 0302.35	40 364 000
2 nd	Seabass	fresh or chilled; excluding fillets, livers and roes HS 0302.84	31 340 000
3 rd	Seabream	fresh or chilled; excluding fillets, livers and roes HS 0302.85	28 599 000
4 th	Sardines, sardinella, brisling or sprats	prepared or preserved; whole or in pieces HS 1604.13	25 056 000
5 th	Anchovies	salted or in brine, not dried or smoked HS 0305.63	15 350 000
6 th	Sardines, sardinella, brisling or sprats	frozen; excluding fillets, livers and roes HS 0303.53	14 742 000
7 th	Squid, cuttlefish	frozen HS 0307.43	11 077 000
8 th	Fish, other than species in 0302	fresh or chilled; excluding fillets, livers and roes HS 0302.89	9 636 000
9 th	Fish	fresh or chilled fillets HS 0304.49	4 848 000
10 th	Sardines, sardinella, brisling or sprats	fresh or chilled; excluding fillets, livers and roes HS 0302.43	4 403 000

A GLOBEFISH Product

Information, Disclaimer

Sources

Established in 1984, GLOBEFISH is a multi-donor funded project in the Fisheries Division of the Food and Agriculture Organization of the United Nations (FAO), responsible for providing up-to-date market and trade information on fish and fish products.

[Visit our website](#)


[Subscribe to our newsletter](#) or [email us](#)

Recent Publications



[Globefish Highlights, 1/2021](#)

Our flagship publication, focused on prices and analysis of market trends covering a variety of major commodities. Released quarterly.



[Chinese Fish Price Report, 3/2020](#)

Comprehensive coverage of Chinese price trends, market information for commercially significant species, along with industry news and policy updates. Released quarterly.



[European Price Report, 4/2021](#)

Market and price analysis for fish and fish products in the European market. Released monthly.



This is the first edition of the GLOBEFISH Market Profiles produced for this country, and was made at the beginning of 2021.

These profiles are based on nationally reported data or information published by international agencies. As the profile is intended to reflect the most up to date information available, reporting years may vary between sections and commodities.

The designations employed and the presentation of material in this information product do not imply the expression of any opinion whatsoever on the part of FAO concerning the legal or constitutional status of any country, territory or sea area, or the delimitation of frontiers or boundaries.

The data herein presented is compiled by FAO staff at the time of its production, "as is" and "as available," and every effort is made to ensure, but not guarantee, their timeliness, accuracy and completeness. FAO assumes no responsibility for errors and omissions in the data provided. Users are, however, kindly asked to report any errors or deficiencies in this product to FAO GLOBEFISH (globefish@fao.org).

Please note

Re-exports and re-imports are not included.

The term N/A has been used to indicate that information was not found in the indicated sources. The classification of fish and fish products as either processed or unprocessed is very broad, and is intended for indicative purposes only.

[HS codes for fish and fish products](#)

International trade codes for fish and fish products in a user friendly format.



Sources and time periods:

-Fishing and aquaculture production (2018):
FAO's [Global Fishery and Aquaculture Production Statistics](#)

-Fish available for consumption (2017):
FAO's [Fishery and Aquaculture Statistics 2016](#)

-Population (2018), GDP Growth (2013-2018), GDP per Capita (2018):
IMF's [World Economic Outlook Databases](#)

-Imports, Exports and Share of Trade (2000-2018):
FAO's [Global Fishery and Aquaculture Commodities Statistics](#)

-GDP, GDP from fisheries, GDP from agriculture (2018):
World Bank's [World Development Indicators](#),
OECD's [National Accounts Statistics](#) or
UNSD's [National Accounts](#)

-Ease of doing business (2018):
World Bank's [Ease of Doing Business](#) ranking

-Length of Coastline, Exclusive Economic Zone, Exclusive Fishing Zone (2003):
UNEP's [Global Environment Outlook](#)

[GLOBEFISH](#)

Explore more market information on the GLOBEFISH website



[GLOBEFISH on ISSUU](#)

Read GLOBEFISH publications on ISSUU

