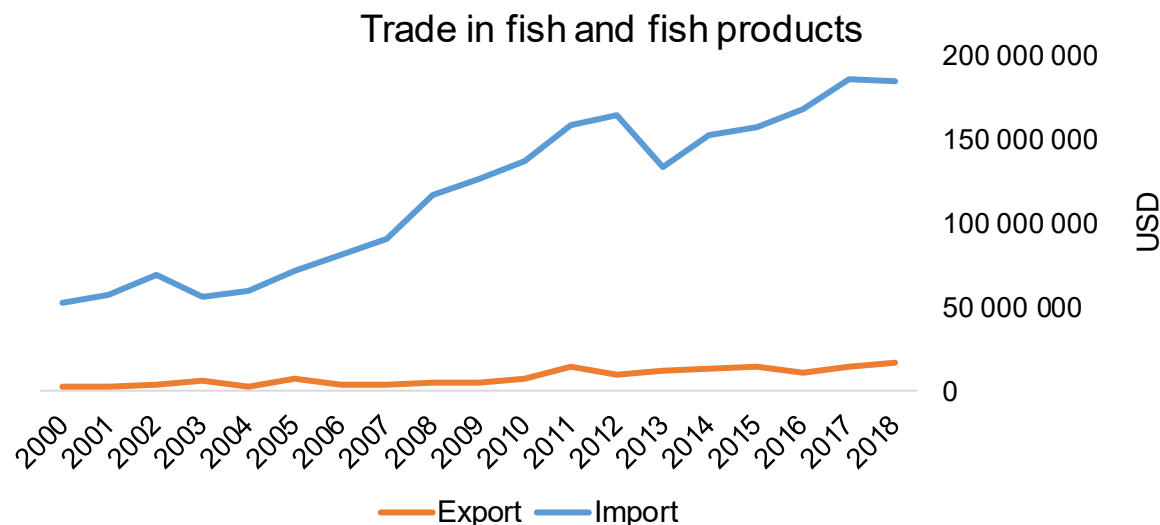




COUNTRY BRIEF

Population	Ease of doing business rank
10 513 100	132nd
Length of coastline	Exclusive economic zone
1 612 km	246 454 km ²
Average GDP growth	GDP per capita
9.23%	USD 7 650



GDP from fisheries

N/A

Fish available for consumption

8.5 kg/capita

Imports of fish and fish products - 2018

USD 184 839 000

Agricultural GDP from fisheries

N/A

Fisheries and aquaculture production


Total	16 361 tonnes
Fisheries	83%
Aquaculture	17%

Exports of fish and fish products - 2018

USD 17 168 000

Production and Trade Breakdown


Production by volume



Imports by value



Exports by value



Production - Top 10 Species (Volume)

Rank	Species	Volume (Tonnes)
1 st	Caribbean spiny lobster	2 024
2 nd	Stromboid conchs nei	1 691
3 rd	Marine fishes nei	1 679
4 th	Tilapias nei	1 674
5 th	Snappers, jobfishes nei	1 409
6 th	Groupers nei	787
7 th	Nile tilapia	700
8 th	Albacore	592
9 th	Striped catfish	550
10 th	Common dolphinfish	485

Imports - Top 10 Products (Value)

			USD
1 st	Cod	dried, whether or not salted; not smoked HS 0305.51	37 039 000
2 nd	Herrings	smoked, including fillets HS 0305.42	27 703 000
3 rd	Tunas, skipjack, bonito	prepared or preserved; whole or in pieces HS 1604.14	19 508 000
4 th	Sardines, sardinella, brisling or sprats	prepared or preserved; whole or in pieces HS 1604.13	14 350 000
5 th	Shrimps, prawns	frozen HS 0306.17	12 424 000
6 th	Squid, cuttlefish	frozen HS 0307.43	8 757 000
7 th	Fish, other than species in 1604	prepared or preserved; whole or in pieces HS 1604.19	5 091 000
8 th	Fish, other than species in 0304	frozen fillets HS 0304.89	4 150 000
9 th	Fish, other than species in 0303	frozen; excluding fillets, livers and roes HS 0303.89	3 766 000
10 th	Tilapias	fresh or chilled fillets HS 0304.31	3 750 000

Exports - Top 10 Products (Value)

			USD
1 st	Crustaceans	frozen; includes derivative flours, meals and pellets HS 0306.19	5 912 000
2 nd	Herrings	smoked, including fillets HS 0305.42	4 000 000
3 rd	Eels	live HS 0301.92	3 393 000
4 th	Cod	fresh or chilled; excluding fillets, livers and roes HS 0302.51	1 600 000
5 th	Freshwater ornamental fish	live HS 0301.11	389 000
6 th	Rock lobster, other sea crawfish	frozen HS 0306.11	373 000
7 th	Non-Freshwater ornamental fish	live HS 0301.19	297 000
8 th	Sardines, sardinella, brisling or sprats	prepared or preserved; whole or in pieces HS 1604.13	240 000
9 th	Cod	dried, whether or not salted; not smoked HS 0305.51	205 000
10 th	Fish, other than species in 0302	fresh or chilled; excluding fillets, livers and roes HS 0302.89	125 000

A GLOBEFISH Product

Information, Disclaimer

Sources

Established in 1984, GLOBEFISH is a multi-donor funded project in the Fisheries Division of the Food and Agriculture Organization of the United Nations (FAO), responsible for providing up-to-date market and trade information on fish and fish products.

[Visit our website](#)


[Subscribe to our newsletter](#) or [email us](#)

Recent Publications



[Globefish Highlights, 1/2021](#)

Our flagship publication, focused on prices and analysis of market trends covering a variety of major commodities. Released quarterly.



[Chinese Fish Price Report, 3/2020](#)

Comprehensive coverage of Chinese price trends, market information for commercially significant species, along with industry news and policy updates. Released quarterly.



[European Price Report, 4/2021](#)

Market and price analysis for fish and fish products in the European market. Released monthly.



This is the first edition of the GLOBEFISH Market Profiles produced for this country, and was made at the beginning of 2021.

These profiles are based on nationally reported data or information published by international agencies. As the profile is intended to reflect the most up to date information available, reporting years may vary between sections and commodities.

The designations employed and the presentation of material in this information product do not imply the expression of any opinion whatsoever on the part of FAO concerning the legal or constitutional status of any country, territory or sea area, or the delimitation of frontiers or boundaries.

The data herein presented is compiled by FAO staff at the time of its production, "as is" and "as available," and every effort is made to ensure, but not guarantee, their timeliness, accuracy and completeness. FAO assumes no responsibility for errors and omissions in the data provided. Users are, however, kindly asked to report any errors or deficiencies in this product to FAO GLOBEFISH (globefish@fao.org).

Please note

Re-exports and re-imports are not included.

The term N/A has been used to indicate that information was not found in the indicated sources. The classification of fish and fish products as either processed or unprocessed is very broad, and is intended for indicative purposes only.

[HS codes for fish and fish products](#)

International trade codes for fish and fish products in a user friendly format.



Sources and time periods:

-Fishing and aquaculture production (2018):
FAO's [Global Fishery and Aquaculture Production Statistics](#)

-Fish available for consumption (2017):
FAO's [Fishery and Aquaculture Statistics 2016](#)

-Population (2018), GDP Growth (2013-2018), GDP per Capita (2018):
IMF's [World Economic Outlook Databases](#)

-Imports, Exports and Share of Trade (2000-2018):
FAO's [Global Fishery and Aquaculture Commodities Statistics](#)

-GDP, GDP from fisheries, GDP from agriculture (2018):
World Bank's [World Development Indicators](#),
OECD's [National Accounts Statistics](#) or
UNSD's [National Accounts](#)

-Ease of doing business (2018):
World Bank's [Ease of Doing Business](#) ranking

-Length of Coastline, Exclusive Economic Zone, Exclusive Fishing Zone (2003):
UNEP's [Global Environment Outlook](#)

[GLOBEFISH](#)

Explore more market information on the GLOBEFISH website



[GLOBEFISH on ISSUU](#)

Read GLOBEFISH publications on ISSUU

