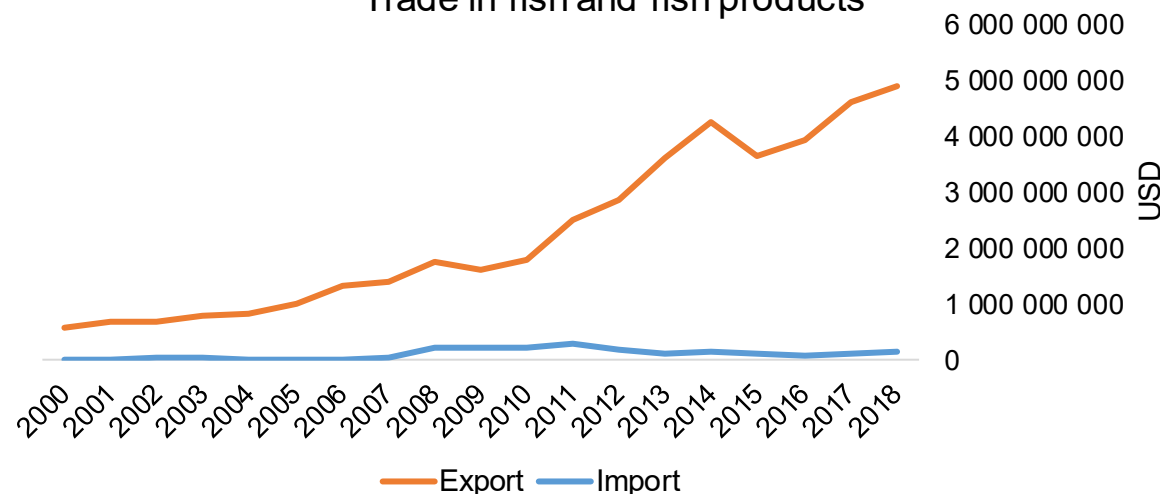




## COUNTRY BRIEF

Population	Ease of doing business rank
16 785 360	151st
Length of coastline	Exclusive fishing zone
4 597 km	957 044 km <sup>2</sup>
Average GDP growth	GDP per capita
1.44%	USD 6 345

Trade in fish and fish products



GDP from fisheries

1.13%

Fish available for consumption

8.6 kg/capita

Imports of fish and fish products - 2018

USD 151 667 000

Agricultural GDP from fisheries

12.62%

Fisheries and aquaculture production

Total	1 178 856 tonnes
Fisheries	51%
Aquaculture	49%

Exports of fish and fish products - 2018

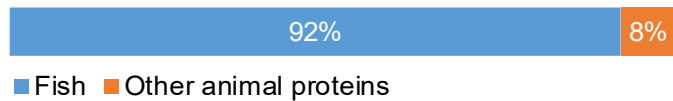
USD 4 892 919 000

## Production and Trade Breakdown

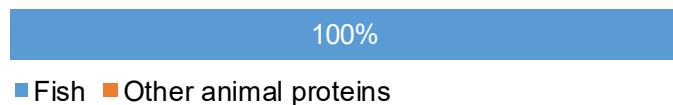
### Production by volume



### Imports by value



### Exports by value



## Production - Top 10 Species (Volume)

Rank	Species	Volume (Tonnes)
1 <sup>st</sup>	Whiteleg shrimp	560 000
2 <sup>nd</sup>	Skipjack tuna	194 046
3 <sup>rd</sup>	Frigate and bullet tunas	64 647
4 <sup>th</sup>	Yellowfin tuna	59 275
5 <sup>th</sup>	Bigeye tuna	44 172
6 <sup>th</sup>	Pacific anchoveta	34 053
7 <sup>th</sup>	Jumbo flying squid	30 204
8 <sup>th</sup>	Pacific chub mackerel	29 591
9 <sup>th</sup>	Nile tilapia	16 004
10 <sup>th</sup>	Common dolphinfish	15 069

## Imports - Top 10 Products (Value)

			USD
1 <sup>st</sup>	Skipjack, stripe-bellied bonito	frozen; excluding fillets, livers and roes HS 0303.43	43 773 000
2 <sup>nd</sup>	Yellowfin tunas	frozen; excluding fillets, livers and roes HS 0303.42	39 978 000
3 <sup>rd</sup>	Flours, meals, pellets. Unfit for human consumption	from fish or aquatic invertebrates HS 2301.20	33 650 000
4 <sup>th</sup>	Bigeye tunas	frozen; excluding fillets, livers and roes HS 0303.44	18 208 000
5 <sup>th</sup>	Fish fats or oils and fractions thereof	not chemically modified or from fish-livers HS 1504.20	4 328 000
6 <sup>th</sup>	Pacific, Atlantic, Danube salmon	frozen fillets HS 0304.81	3 017 000
7 <sup>th</sup>	Sardines, sardinella, brisling or sprats	frozen; excluding fillets, livers and roes HS 0303.53	1 160 000
8 <sup>th</sup>	Pacific, Atlantic, Danube salmon	fresh or chilled fillets HS 0304.41	1 108 000
9 <sup>th</sup>	Fish, other than species in 0302	fresh or chilled; excluding fillets, livers and roes HS 0302.89	827 000
10 <sup>th</sup>	Mackerel	frozen; excluding fillets, livers and roes HS 0303.54	826 000

## Exports - Top 10 Products (Value)

			USD
1 <sup>st</sup>	Shrimps, prawns	frozen HS 0306.17	2 922 812 000
2 <sup>nd</sup>	Tunas, skipjack, bonito	prepared or preserved; whole or in pieces HS 1604.14	1 109 986 000
3 <sup>rd</sup>	Shrimps, prawns	frozen; cold-water species HS 0306.16	311 904 000
4 <sup>th</sup>	Flours, meals, pellets. Unfit for human consumption	from fish or aquatic invertebrates HS 2301.20	75 567 000
5 <sup>th</sup>	Fish, other than species in 0304	frozen meat; excluding fillets, livers and roes HS 0304.99	50 238 000
6 <sup>th</sup>	Fish	prepared or preserved HS 1604.20	41 579 000
7 <sup>th</sup>	Sardines, sardinella, brisling or sprats	prepared or preserved; whole or in pieces HS 1604.13	33 724 000
8 <sup>th</sup>	Fish, other than species in 0303	frozen; excluding fillets, livers and roes HS 0303.89	31 162 000
9 <sup>th</sup>	Swordfish	fresh or chilled; excluding fillets, livers and roes HS 0302.47	28 844 000
10 <sup>th</sup>	Fish, other than species in 1604	prepared or preserved; whole or in pieces HS 1604.19	25 992 000

# A GLOBEFISH Product

# Information, Disclaimer


# Sources

Established in 1984, GLOBEFISH is a multi-donor funded project in the Fisheries Division of the Food and Agriculture Organization of the United Nations (FAO), responsible for providing up-to-date market and trade information on fish and fish products.

[Visit our website](#)


[Subscribe to our newsletter](#) or [email us](#)

## Recent Publications



### [Globefish Highlights, 1/2021](#)

Our flagship publication, focused on prices and analysis of market trends covering a variety of major commodities. Released quarterly.



### [Chinese Fish Price Report, 3/2020](#)

Comprehensive coverage of Chinese price trends, market information for commercially significant species, along with industry news and policy updates. Released quarterly.



### [European Price Report, 4/2021](#)

Market and price analysis for fish and fish products in the European market. Released monthly.



This is the first edition of the GLOBEFISH Market Profiles produced for this country, and was made at the beginning of 2021.

These profiles are based on nationally reported data or information published by international agencies. As the profile is intended to reflect the most up to date information available, reporting years may vary between sections and commodities.

The designations employed and the presentation of material in this information product do not imply the expression of any opinion whatsoever on the part of FAO concerning the legal or constitutional status of any country, territory or sea area, or the delimitation of frontiers or boundaries.

The data herein presented is compiled by FAO staff at the time of its production, "as is" and "as available," and every effort is made to ensure, but not guarantee, their timeliness, accuracy and completeness. FAO assumes no responsibility for errors and omissions in the data provided. Users are, however, kindly asked to report any errors or deficiencies in this product to FAO GLOBEFISH ([globefish@fao.org](mailto:globefish@fao.org)).

### Please note

Re-exports and re-imports are not included.

The term N/A has been used to indicate that information was not found in the indicated sources. The classification of fish and fish products as either processed or unprocessed is very broad, and is intended for indicative purposes only.

### [HS codes for fish and fish products](#)

International trade codes for fish and fish products in a user friendly format.



Sources and time periods:

-Fishing and aquaculture production (2018):  
FAO's [Global Fishery and Aquaculture Production Statistics](#)

-Fish available for consumption (2017):  
FAO's [Fishery and Aquaculture Statistics 2016](#)

-Population (2018), GDP Growth (2013-2018), GDP per Capita (2018):  
IMF's [World Economic Outlook Databases](#)

-Imports, Exports and Share of Trade (2000-2018):  
FAO's [Global Fishery and Aquaculture Commodities Statistics](#)

-GDP, GDP from fisheries, GDP from agriculture (2018):  
World Bank's [World Development Indicators](#),  
OECD's [National Accounts Statistics](#) or  
UNSD's [National Accounts](#)

-Ease of doing business (2018):  
World Bank's [Ease of Doing Business](#) ranking

-Length of Coastline, Exclusive Economic Zone, Exclusive Fishing Zone (2003):  
UNEP's [Global Environment Outlook](#)

### [GLOBEFISH](#)

Explore more market information on the GLOBEFISH website



### [GLOBEFISH on ISSUU](#)

Read GLOBEFISH publications on ISSUU

