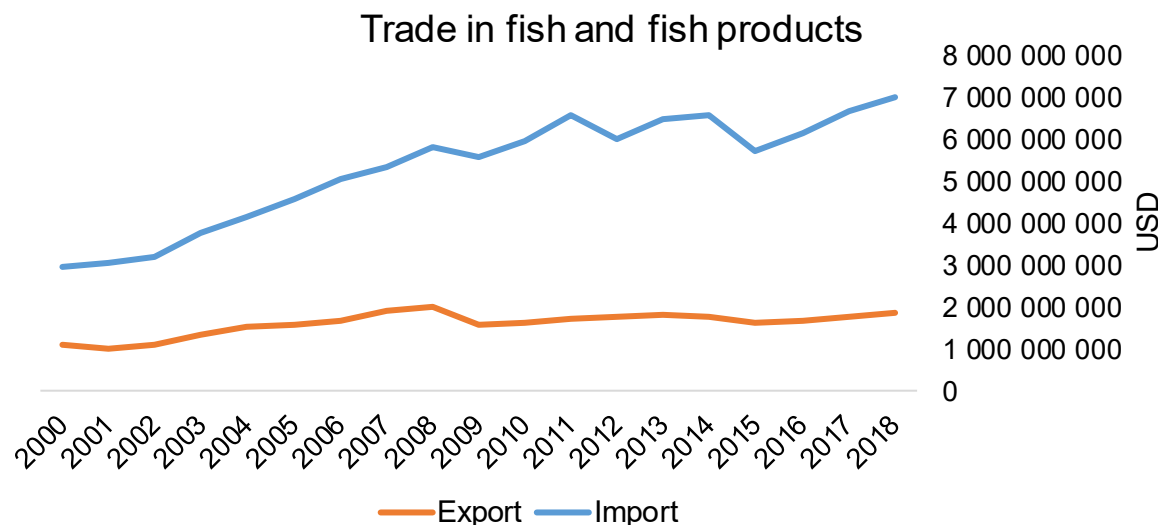




COUNTRY BRIEF

Population	Ease of doing business rank
64 842 510	33rd
Length of coastline	Exclusive economic zone
7 330 km	706 443 km ²
Average GDP growth	GDP per capita
2.49%	USD 41 358



GDP from fisheries

N/A

Fish available for consumption

34.4 kg/capita

Imports of fish and fish products - 2018

USD 6 995 148 000

Agricultural GDP from fisheries

N/A

Fisheries and aquaculture production


Total	760 232 tonnes
Fisheries	75%
Aquaculture	25%

Exports of fish and fish products - 2018


USD 1 888 835 000

Production and Trade Breakdown

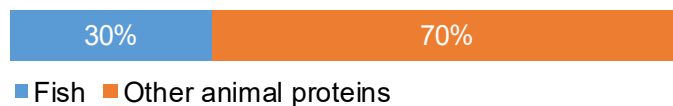
Production by volume



Imports by value



Exports by value



Production - Top 10 Species (Volume)

Rank	Species	Volume (Tonnes)
1 st	Pacific cupped oyster	91 455
2 nd	Skipjack tuna	77 852
3 rd	Great Atlantic scallop	60 035
4 th	Yellowfin tuna	57 449
5 th	Blue mussel	44 204
6 th	European hake	39 782
7 th	Rainbow trout	33 150
8 th	Atlantic herring	31 895
9 th	European pilchard	27 453
10 th	Atlantic mackerel	22 119

Imports - Top 10 Products (Value)

			USD
1 st	Atlantic, Danube salmon	fresh or chilled; excluding fillets, livers and roes HS 0302.14	955 783 000
2 nd	Shrimps, prawns	frozen HS 0306.17	802 455 000
3 rd	Tunas, skipjack, bonito	prepared or preserved; whole or in pieces HS 1604.14	571 434 000
4 th	Fish	fresh or chilled fillets HS 0304.44	286 755 000
5 th	Pacific, Atlantic, Danube salmon	frozen fillets HS 0304.81	209 559 000
6 th	Pacific, Atlantic, Danube salmon	smoked, including fillets HS 0305.41	181 497 000
7 th	Alaska Pollack	frozen fillets HS 0304.75	163 605 000
8 th	Cod	frozen fillets HS 0304.71	162 654 000
9 th	Pacific, Atlantic, Danube salmon	fresh or chilled fillets HS 0304.41	150 200 000
10 th	Fish	prepared or preserved HS 1604.20	133 545 000

Exports - Top 10 Products (Value)

			USD
1 st	Oysters	live, fresh or chilled HS 0307.11	110 303 000
2 nd	Shrimps, prawns	frozen HS 0306.17	104 920 000
3 rd	Fish, other than species in 0302	fresh or chilled; excluding fillets, livers and roes HS 0302.89	88 089 000
4 th	Fish	prepared or preserved HS 1604.20	78 385 000
5 th	Yellowfin tunas	frozen; excluding fillets, livers and roes HS 0303.42	77 618 000
6 th	Pacific, Atlantic, Danube salmon	smoked, including fillets HS 0305.41	76 327 000
7 th	Squid, cuttlefish	live, fresh or chilled HS 0307.42	73 764 000
8 th	Pacific, Atlantic, Danube salmon	fresh or chilled fillets HS 0304.41	72 805 000
9 th	Skipjack, stripe-bellied bonito	frozen; excluding fillets, livers and roes HS 0303.43	65 829 000
10 th	Fish, other than species in 1604	prepared or preserved; whole or in pieces HS 1604.19	57 958 000

A GLOBEFISH Product

Information, Disclaimer

Sources

Established in 1984, GLOBEFISH is a multi-donor funded project in the Fisheries Division of the Food and Agriculture Organization of the United Nations (FAO), responsible for providing up-to-date market and trade information on fish and fish products.

[Visit our website](#)

[Subscribe to our newsletter](#) or [email us](#)

Recent Publications



[Globefish Highlights, 1/2021](#)

Our flagship publication, focused on prices and analysis of market trends covering a variety of major commodities. Released quarterly.



[Chinese Fish Price Report, 3/2020](#)

Comprehensive coverage of Chinese price trends, market information for commercially significant species, along with industry news and policy updates. Released quarterly.



[European Price Report, 4/2021](#)

Market and price analysis for fish and fish products in the European market. Released monthly.



This is the first edition of the GLOBEFISH Market Profiles produced for this country, and was made at the beginning of 2021.

These profiles are based on nationally reported data or information published by international agencies. As the profile is intended to reflect the most up to date information available, reporting years may vary between sections and commodities.

The designations employed and the presentation of material in this information product do not imply the expression of any opinion whatsoever on the part of FAO concerning the legal or constitutional status of any country, territory or sea area, or the delimitation of frontiers or boundaries.

The data herein presented is compiled by FAO staff at the time of its production, "as is" and "as available," and every effort is made to ensure, but not guarantee, their timeliness, accuracy and completeness. FAO assumes no responsibility for errors and omissions in the data provided. Users are, however, kindly asked to report any errors or deficiencies in this product to FAO GLOBEFISH (globefish@fao.org).

Please note

Re-exports and re-imports are not included.

The term N/A has been used to indicate that information was not found in the indicated sources. The classification of fish and fish products as either processed or unprocessed is very broad, and is intended for indicative purposes only.

[HS codes for fish and fish products](#)

International trade codes for fish and fish products in a user friendly format.



Sources and time periods:

-Fishing and aquaculture production (2018):
FAO's [Global Fishery and Aquaculture Production Statistics](#)

-Fish available for consumption (2017):
FAO's [Fishery and Aquaculture Statistics 2016](#)

-Population (2018), GDP Growth (2013-2018), GDP per Capita (2018):
IMF's [World Economic Outlook Databases](#)

-Imports, Exports and Share of Trade (2000-2018):
FAO's [Global Fishery and Aquaculture Commodities Statistics](#)

-GDP, GDP from fisheries, GDP from agriculture (2018):
World Bank's [World Development Indicators](#),
OECD's [National Accounts Statistics](#) or
UNSD's [National Accounts](#)

-Ease of doing business (2018):
World Bank's [Ease of Doing Business](#) ranking

-Length of Coastline, Exclusive Economic Zone, Exclusive Fishing Zone (2003):
UNEP's [Global Environment Outlook](#)

[GLOBEFISH](#)

Explore more market information on the GLOBEFISH website



[GLOBEFISH on ISSUU](#)

Read GLOBEFISH publications on ISSUU

