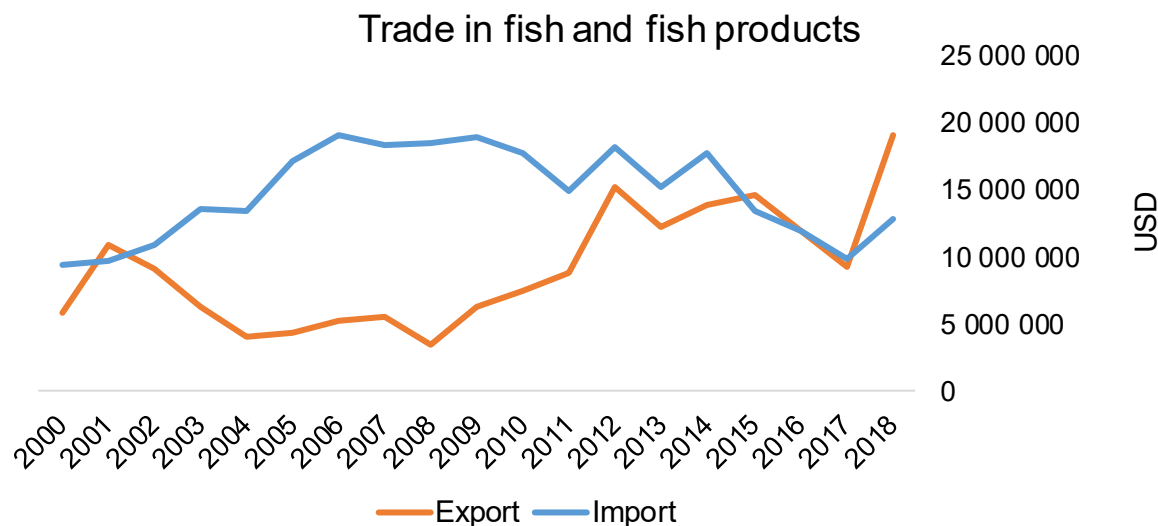




COUNTRY BRIEF

Population	Ease of doing business rank
276 100	N/A
Length of coastline	EEZ
N/A	N/A
Average GDP growth	GDP per capita
N/A	USD 21 968



GDP from fisheries

N/A

Fish available for consumption

47.5 kg/capita

Imports of fish and fish products - 2018

USD 12 829 000

Agricultural GDP from fisheries

N/A

Fisheries and aquaculture production

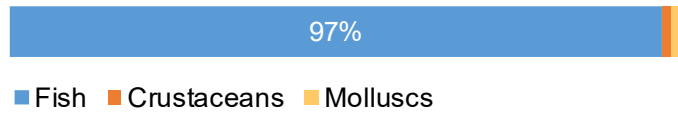
Total	13 460 tonnes
Fisheries	99%
Aquaculture	1%

Exports of fish and fish products - 2018

USD 19 040 000

Production and Trade Breakdown

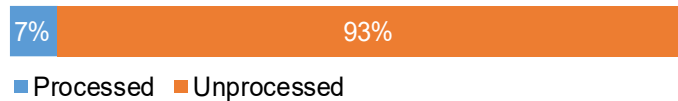
Production by volume



Imports by value



Exports by value



Production - Top 10 Species (Volume)

Rank	Species	Volume (Tonnes)
1 st	Marine fishes nei	4 200
2 nd	Albacore	3 293
3 rd	Yellowfin tuna	2 289
4 th	Bigeye tuna	1 082
5 th	Blue marlin	455
6 th	Skipjack tuna	409
7 th	Common dolphinfish	391
8 th	Requiem sharks nei	316
9 th	Swordfish	218
10 th	Marine molluscs nei	150

Imports - Top 10 Products (Value)

			USD
1 st	Mackerel	prepared or preserved; whole or in pieces HS 1604.15	2 094 000
2 nd	Pacific, Atlantic, Danube salmon	smoked, including fillets HS 0305.41	1 171 000
3 rd	Oysters	frozen HS 0307.12	1 058 000
4 th	Sardines, sardinella, brisling or sprats	prepared or preserved; whole or in pieces HS 1604.13	1 030 000
5 th	Tunas, skipjack, bonito	prepared or preserved; whole or in pieces HS 1604.14	659 000
6 th	Fish	prepared or preserved HS 1604.20	577 000
7 th	Fish, other than species in 1604	prepared or preserved; whole or in pieces HS 1604.19	486 000
8 th	Mussels	frozen HS 0307.32	442 000
9 th	Lobsters	frozen HS 0306.12	403 000
10 th	Fish, other than species in 0303	frozen; excluding fillets, livers and roes HS 0303.89	388 000

Exports - Top 10 Products (Value)

			USD
1 st	Bigeye tunas	fresh or chilled; excluding fillets, livers and roes HS 0302.34	9 042 000
2 nd	Yellowfin tunas	fresh or chilled; excluding fillets, livers and roes HS 0302.32	5 263 000
3 rd	Albacore or longfinned tunas	fresh or chilled; excluding fillets, livers and roes HS 0302.31	1 312 000
4 th	Fish	fresh or chilled fillets HS 0304.49	1 272 000
5 th	Swordfish	fresh or chilled; excluding fillets, livers and roes HS 0302.47	564 000
6 th	Tunas	frozen; excluding fillets, livers and roes HS 0303.49	390 000
7 th	Freshwater ornamental fish	live HS 0301.11	369 000
8 th	Fish, other than species in 0302	fresh or chilled; excluding fillets, livers and roes HS 0302.89	300 000
9 th	Non-Freshwater ornamental fish	live HS 0301.19	209 000
10 th	Jack, horse mackerel	fresh or chilled; excluding fillets, livers and roes HS 0302.45	133 000

A GLOBEFISH Product

Information, Disclaimer

Sources

Established in 1984, GLOBEFISH is a multi-donor funded project in the Fisheries Division of the Food and Agriculture Organization of the United Nations (FAO), responsible for providing up-to-date market and trade information on fish and fish products.

[Visit our website](#)


[Subscribe to our newsletter](#) or [email us](#)

Recent Publications



[Globefish Highlights, 1/2021](#)

Our flagship publication, focused on prices and analysis of market trends covering a variety of major commodities. Released quarterly.



[Chinese Fish Price Report, 3/2020](#)

Comprehensive coverage of Chinese price trends, market information for commercially significant species, along with industry news and policy updates. Released quarterly.



[European Price Report, 4/2021](#)

Market and price analysis for fish and fish products in the European market. Released monthly.



This is the first edition of the GLOBEFISH Market Profiles produced for this country, and was made at the beginning of 2021.

These profiles are based on nationally reported data or information published by international agencies. As the profile is intended to reflect the most up to date information available, reporting years may vary between sections and commodities.

The designations employed and the presentation of material in this information product do not imply the expression of any opinion whatsoever on the part of FAO concerning the legal or constitutional status of any country, territory or sea area, or the delimitation of frontiers or boundaries.

The data herein presented is compiled by FAO staff at the time of its production, "as is" and "as available," and every effort is made to ensure, but not guarantee, their timeliness, accuracy and completeness. FAO assumes no responsibility for errors and omissions in the data provided. Users are, however, kindly asked to report any errors or deficiencies in this product to FAO GLOBEFISH (globefish@fao.org).

Please note

Re-exports and re-imports are not included.

The term N/A has been used to indicate that information was not found in the indicated sources. The classification of fish and fish products as either processed or unprocessed is very broad, and is intended for indicative purposes only.

[HS codes for fish and fish products](#)

International trade codes for fish and fish products in a user friendly format.



Sources and time periods:

-Fishing and aquaculture production (2018):
FAO's [Global Fishery and Aquaculture Production Statistics](#)

-Fish available for consumption (2017):
FAO's [Fishery and Aquaculture Statistics 2016](#)

-Population (2018), GDP Growth (2013-2018), GDP per Capita (2018):
IMF's [World Economic Outlook Databases](#)

-Imports, Exports and Share of Trade (2000-2018):
FAO's [Global Fishery and Aquaculture Commodities Statistics](#)

-GDP, GDP from fisheries, GDP from agriculture (2018):
World Bank's [World Development Indicators](#),
OECD's [National Accounts Statistics](#) or
UNSD's [National Accounts](#)

-Ease of doing business (2018):
World Bank's [Ease of Doing Business](#) ranking

-Length of Coastline, Exclusive Economic Zone, Exclusive Fishing Zone (2003):
UNEP's [Global Environment Outlook](#)

[GLOBEFISH](#)

Explore more market information on the GLOBEFISH website



[GLOBEFISH on ISSUU](#)

Read GLOBEFISH publications on ISSUU

