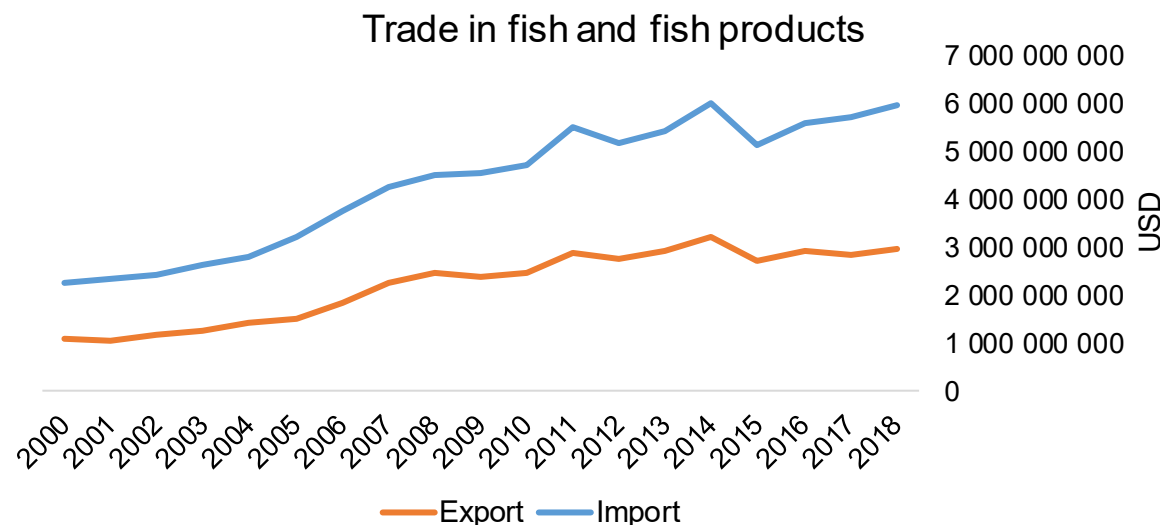




COUNTRY BRIEF

Population	Ease of doing business rank
82 658 410	24th
Length of coastline	Exclusive economic zone
3 624 km	37 438 km ²
Average GDP growth	GDP per capita
3.19%	USD 47 514



GDP from fisheries

N/A

Fish available for consumption

12.8 kg/capita

Imports of fish and fish products - 2018

USD 5 983 850 000

Agricultural GDP from fisheries

N/A

Fisheries and aquaculture production

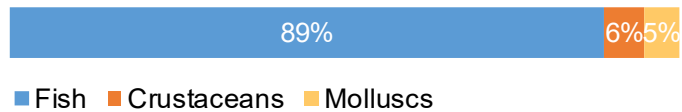
Total	313 409 tonnes
Fisheries	89%
Aquaculture	11%

Exports of fish and fish products - 2018

USD 2 956 497 000

Production and Trade Breakdown

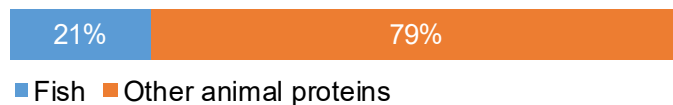
Production by volume



Imports by value



Exports by value



Production - Top 10 Species (Volume)

Rank	Species	Volume (Tonnes)
1 st	Atlantic herring	69 490
2 nd	Blue whiting	46 526
3 rd	European pilchard	21 982
4 th	Atlantic mackerel	19 233
5 th	European sprat	19 052
6 th	Common shrimp	17 892
7 th	Freshwater fishes nei	16 275
8 th	Blue mussel	15 864
9 th	Atlantic cod	14 721
10 th	Saithe	9 621

Imports - Top 10 Products (Value)

			USD
1 st	Pacific, Atlantic, Danube salmon	smoked, including fillets HS 0305.41	644 169 000
2 nd	Atlantic, Danube salmon	fresh or chilled; excluding fillets, livers and roes HS 0302.14	472 738 000
3 rd	Tunas, skipjack, bonito	prepared or preserved; whole or in pieces HS 1604.14	461 222 000
4 th	Alaska Pollack	frozen fillets HS 0304.75	391 230 000
5 th	Shrimps, prawns	frozen HS 0306.17	361 787 000
6 th	Pacific, Atlantic, Danube salmon	frozen fillets HS 0304.81	329 251 000
7 th	Pacific, Atlantic, Danube salmon	fresh or chilled fillets HS 0304.41	227 923 000
8 th	Trout	smoked, including fillets HS 0305.43	227 007 000
9 th	Fish, other than species in 1604	prepared or preserved; whole or in pieces HS 1604.19	225 014 000
10 th	Cod	frozen fillets HS 0304.71	172 071 000

Exports - Top 10 Products (Value)

			USD
1 st	Fish, other than species in 1604	prepared or preserved; whole or in pieces HS 1604.19	433 129 000
2 nd	Pacific, Atlantic, Danube salmon	smoked, including fillets HS 0305.41	251 664 000
3 rd	Cod	frozen fillets HS 0304.71	141 480 000
4 th	Flours, meals, pellets. Unfit for human consumption	from fish or aquatic invertebrates HS 2301.20	130 120 000
5 th	Pacific, Atlantic, Danube salmon	frozen fillets HS 0304.81	128 874 000
6 th	Atlantic, Danube salmon	fresh or chilled; excluding fillets, livers and roes HS 0302.14	112 094 000
7 th	Alaska Pollack	frozen fillets HS 0304.75	105 925 000
8 th	Pacific, Atlantic, Danube salmon	fresh or chilled fillets HS 0304.41	104 085 000
9 th	Shrimps, prawns	frozen HS 0306.17	97 305 000
10 th	Herrings	prepared or preserved; whole or in pieces HS 1604.12	76 546 000

A GLOBEFISH Product

Information, Disclaimer

Sources

Established in 1984, GLOBEFISH is a multi-donor funded project in the Fisheries Division of the Food and Agriculture Organization of the United Nations (FAO), responsible for providing up-to-date market and trade information on fish and fish products.

[Visit our website](#)

[Subscribe to our newsletter](#) or [email us](#)

Recent Publications



[Globefish Highlights, 1/2021](#)

Our flagship publication, focused on prices and analysis of market trends covering a variety of major commodities. Released quarterly.



[Chinese Fish Price Report, 3/2020](#)

Comprehensive coverage of Chinese price trends, market information for commercially significant species, along with industry news and policy updates. Released quarterly.



[European Price Report, 4/2021](#)

Market and price analysis for fish and fish products in the European market. Released monthly.



This is the first edition of the GLOBEFISH Market Profiles produced for this country, and was made at the beginning of 2021.

These profiles are based on nationally reported data or information published by international agencies. As the profile is intended to reflect the most up to date information available, reporting years may vary between sections and commodities.

The designations employed and the presentation of material in this information product do not imply the expression of any opinion whatsoever on the part of FAO concerning the legal or constitutional status of any country, territory or sea area, or the delimitation of frontiers or boundaries.

The data herein presented is compiled by FAO staff at the time of its production, "as is" and "as available," and every effort is made to ensure, but not guarantee, their timeliness, accuracy and completeness. FAO assumes no responsibility for errors and omissions in the data provided. Users are, however, kindly asked to report any errors or deficiencies in this product to FAO GLOBEFISH (globefish@fao.org).

Please note

Re-exports and re-imports are not included.

The term N/A has been used to indicate that information was not found in the indicated sources. The classification of fish and fish products as either processed or unprocessed is very broad, and is intended for indicative purposes only.

[HS codes for fish and fish products](#)

International trade codes for fish and fish products in a user friendly format.



Sources and time periods:

-Fishing and aquaculture production (2018):
FAO's [Global Fishery and Aquaculture Production Statistics](#)

-Fish available for consumption (2017):
FAO's [Fishery and Aquaculture Statistics 2016](#)

-Population (2018), GDP Growth (2013-2018), GDP per Capita (2018):
IMF's [World Economic Outlook Databases](#)

-Imports, Exports and Share of Trade (2000-2018):
FAO's [Global Fishery and Aquaculture Commodities Statistics](#)

-GDP, GDP from fisheries, GDP from agriculture (2018):
World Bank's [World Development Indicators](#),
OECD's [National Accounts Statistics](#) or
UNSD's [National Accounts](#)

-Ease of doing business (2018):
World Bank's [Ease of Doing Business](#) ranking

-Length of Coastline, Exclusive Economic Zone, Exclusive Fishing Zone (2003):
UNEP's [Global Environment Outlook](#)

[GLOBEFISH](#)

Explore more market information on the GLOBEFISH website



[GLOBEFISH on ISSUU](#)

Read GLOBEFISH publications on ISSUU

