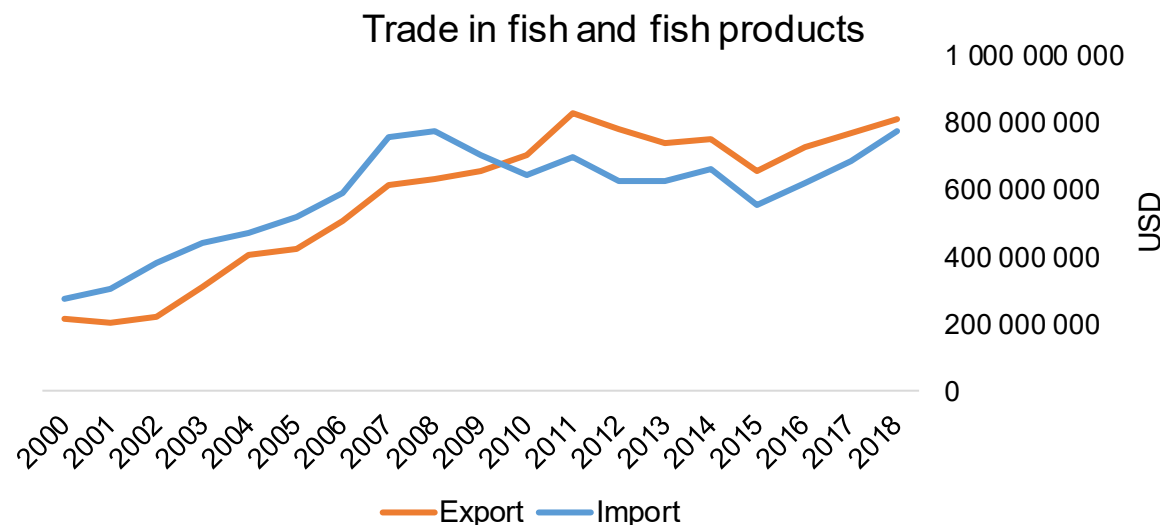




COUNTRY BRIEF

Population	Ease of doing business rank
10 569 450	86th
Length of coastline	Exclusive fishing zone
15 147 km	114 914 km ²
Average GDP growth	GDP per capita
1.41%	USD 20 731



GDP from fisheries

N/A

Fish available for consumption

19.4 kg/capita

Imports of fish and fish products - 2018

USD 772 895 000

Agricultural GDP from fisheries

N/A

Fisheries and aquaculture production

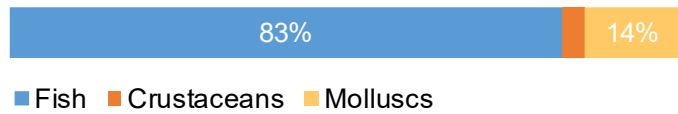
Total	209 469 tonnes
Fisheries	37%
Aquaculture	63%

Exports of fish and fish products - 2018

USD 812 008 000

Production and Trade Breakdown

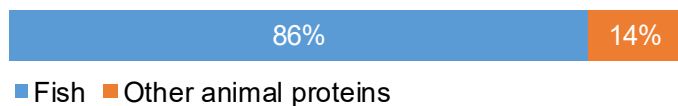
Production by volume



Imports by value



Exports by value



Production - Top 10 Species (Volume)

Rank	Species	Volume (Tonnes)
1 st	Gilthead seabream	56 757
2 nd	European seabass	47 187
3 rd	Mediterranean mussel	22 003
4 th	European anchovy	13 208
5 th	European pilchard	12 409
6 th	Marine fishes nei	4 856
7 th	European hake	4 031
8 th	Deep-water rose shrimp	3 555
9 th	Bogue	3 510
10 th	Red porgy	2 864

Imports - Top 10 Products (Value)

			USD
1 st	Flours, meals, pellets. Unfit for human consumption	from fish or aquatic invertebrates HS 2301.20	113 817 000
2 nd	Squid, cuttlefish	frozen HS 0307.43	90 194 000
3 rd	Atlantic, Danube salmon	fresh or chilled; excluding fillets, livers and roes HS 0302.14	59 306 000
4 th	Shrimps, prawns	frozen HS 0306.17	56 775 000
5 th	Octopus	frozen HS 0307.52	47 935 000
6 th	Atlantic, Danube salmon	frozen; excluding fillets, livers and roes HS 0303.13	45 492 000
7 th	Tunas, skipjack, bonito	prepared or preserved; whole or in pieces HS 1604.14	38 598 000
8 th	Fish fats or oils and fractions thereof	not chemically modified or from fish-livers HS 1504.20	38 486 000
9 th	Seabream	fresh or chilled; excluding fillets, livers and roes HS 0302.85	28 761 000
10 th	Seabass	fresh or chilled; excluding fillets, livers and roes HS 0302.84	18 366 000

Exports - Top 10 Products (Value)

			USD
1 st	Seabream	fresh or chilled; excluding fillets, livers and roes HS 0302.85	291 577 000
2 nd	Seabass	fresh or chilled; excluding fillets, livers and roes HS 0302.84	237 834 000
3 rd	Pacific, Atlantic, Danube salmon	smoked, including fillets HS 0305.41	66 337 000
4 th	Fish, other than species in 0302	fresh or chilled; excluding fillets, livers and roes HS 0302.89	48 177 000
5 th	Fish, other than species in 0304	frozen fillets HS 0304.89	18 536 000
6 th	Squid, cuttlefish	frozen HS 0307.43	13 392 000
7 th	Shrimps, prawns	frozen HS 0306.17	13 103 000
8 th	Fish	fresh or chilled fillets HS 0304.49	12 029 000
9 th	Fish	live HS 0301.99	11 760 000
10 th	Octopus	frozen HS 0307.52	9 113 000

A GLOBEFISH Product

Information, Disclaimer


Sources

Established in 1984, GLOBEFISH is a multi-donor funded project in the Fisheries Division of the Food and Agriculture Organization of the United Nations (FAO), responsible for providing up-to-date market and trade information on fish and fish products.

[Visit our website](#)


[Subscribe to our newsletter](#) or [email us](#)

Recent Publications



[Globefish Highlights, 1/2021](#)

Our flagship publication, focused on prices and analysis of market trends covering a variety of major commodities. Released quarterly.



[Chinese Fish Price Report, 3/2020](#)

Comprehensive coverage of Chinese price trends, market information for commercially significant species, along with industry news and policy updates. Released quarterly.



[European Price Report, 4/2021](#)

Market and price analysis for fish and fish products in the European market. Released monthly.



This is the first edition of the GLOBEFISH Market Profiles produced for this country, and was made at the beginning of 2021.

These profiles are based on nationally reported data or information published by international agencies. As the profile is intended to reflect the most up to date information available, reporting years may vary between sections and commodities.

The designations employed and the presentation of material in this information product do not imply the expression of any opinion whatsoever on the part of FAO concerning the legal or constitutional status of any country, territory or sea area, or the delimitation of frontiers or boundaries.

The data herein presented is compiled by FAO staff at the time of its production, "as is" and "as available," and every effort is made to ensure, but not guarantee, their timeliness, accuracy and completeness. FAO assumes no responsibility for errors and omissions in the data provided. Users are, however, kindly asked to report any errors or deficiencies in this product to FAO GLOBEFISH (globefish@fao.org).

Please note

Re-exports and re-imports are not included.

The term N/A has been used to indicate that information was not found in the indicated sources. The classification of fish and fish products as either processed or unprocessed is very broad, and is intended for indicative purposes only.

[HS codes for fish and fish products](#)

International trade codes for fish and fish products in a user friendly format.



Sources and time periods:

-Fishing and aquaculture production (2018):
FAO's [Global Fishery and Aquaculture Production Statistics](#)

-Fish available for consumption (2017):
FAO's [Fishery and Aquaculture Statistics 2016](#)

-Population (2018), GDP Growth (2013-2018), GDP per Capita (2018):
IMF's [World Economic Outlook Databases](#)

-Imports, Exports and Share of Trade (2000-2018):
FAO's [Global Fishery and Aquaculture Commodities Statistics](#)

-GDP, GDP from fisheries, GDP from agriculture (2018):
World Bank's [World Development Indicators](#),
OECD's [National Accounts Statistics](#) or
UNSD's [National Accounts](#)

-Ease of doing business (2018):
World Bank's [Ease of Doing Business](#) ranking

-Length of Coastline, Exclusive Economic Zone, Exclusive Fishing Zone (2003):
UNEP's [Global Environment Outlook](#)

[GLOBEFISH](#)

Explore more market information on the GLOBEFISH website



[GLOBEFISH on ISSUU](#)

Read GLOBEFISH publications on ISSUU

