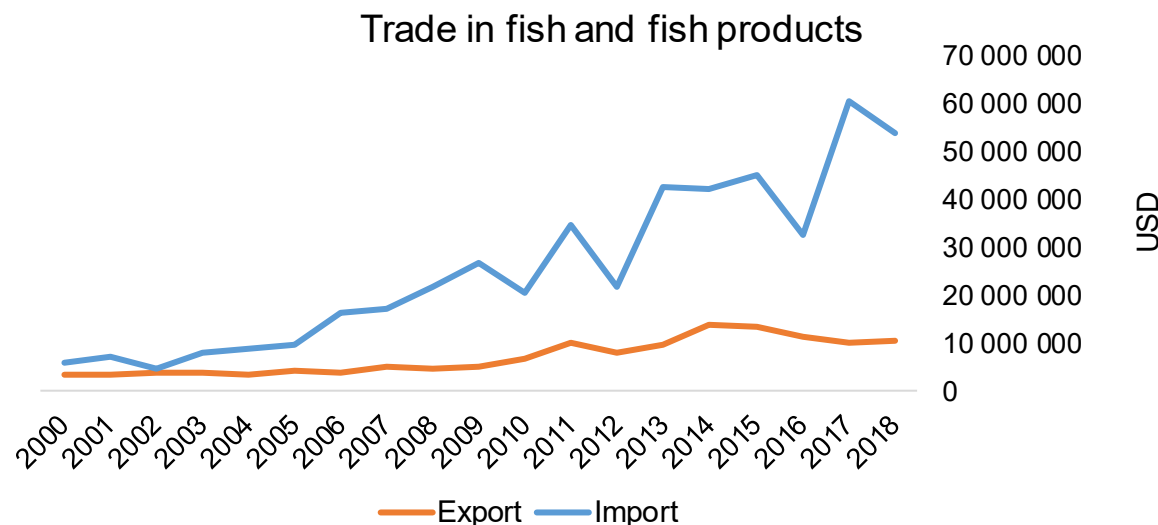




## COUNTRY BRIEF

Population	Ease of doing business rank
10 982 370	227th
Length of coastline	Exclusive economic zone
1 977 km	86 398 km <sup>2</sup>
Average GDP growth	GDP per capita
N/A	USD 835



GDP from fisheries

N/A

Fish available for consumption

6.5 kg/capita

Imports of fish and fish products - 2018

USD 53 933 000

Agricultural GDP from fisheries

N/A

Fisheries and aquaculture production

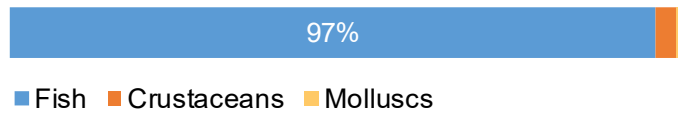
Total	17 780 tonnes
Fisheries	92%
Aquaculture	8%

Exports of fish and fish products - 2018

USD 10 463 000

## Production and Trade Breakdown

### Production by volume



### Imports by value



### Exports by value



## Production - Top 10 Species (Volume)

Rank	Species	Volume (Tonnes)
1 <sup>st</sup>	Marine fishes nei	15 130
2 <sup>nd</sup>	Nile tilapia	1 300
3 <sup>rd</sup>	Freshwater fishes nei	605
4 <sup>th</sup>	Caribbean spiny lobster	250
5 <sup>th</sup>	Marine crabs nei	200
6 <sup>th</sup>	Natantian decapods nei	100
7 <sup>th</sup>	Striped catfish	70
8 <sup>th</sup>	Common carp	50
9 <sup>th</sup>	Stromboid conchs nei	50
10 <sup>th</sup>	Sea cucumbers nei	20

## Imports - Top 10 Products (Value)

			USD
1 <sup>st</sup>	Herrings	smoked, including fillets HS 0305.42	18 824 000
2 <sup>nd</sup>	Fish	prepared or preserved HS 1604.20	9 843 000
3 <sup>rd</sup>	Jack, horse mackerel	frozen; excluding fillets, livers and roes HS 0303.55	7 925 000
4 <sup>th</sup>	Mackerel	prepared or preserved; whole or in pieces HS 1604.15	5 600 000
5 <sup>th</sup>	Fish, other than species in 0305	salted or in brine, not dried or smoked HS 0305.69	3 670 000
6 <sup>th</sup>	Fish, other than species in 0303	frozen; excluding fillets, livers and roes HS 0303.89	2 323 000
7 <sup>th</sup>	Cod	fresh or chilled; excluding fillets, livers and roes HS 0302.51	1 575 000
8 <sup>th</sup>	Fish	dried, whether or not salted; not smoked HS 0305.53	1 142 000
9 <sup>th</sup>	Anchovies	prepared or preserved; whole or in pieces HS 1604.16	787 000
10 <sup>th</sup>	Herrings	salted or in brine, not dried or smoked HS 0305.61	752 000

## Exports - Top 10 Products (Value)

			USD
1 <sup>st</sup>	Eels	live HS 0301.92	4 914 000
2 <sup>nd</sup>	Rock lobster, other sea crawfish	frozen HS 0306.11	2 543 000
3 <sup>rd</sup>	Sea cucumbers	dried, smoked, salted or in brine or smoked HS 0308.19	1 338 000
4 <sup>th</sup>	Non-Freshwater ornamental fish	live HS 0301.19	560 000
5 <sup>th</sup>	Molluscs	dried, smoked, salted or in brine HS 0307.99	252 000
6 <sup>th</sup>	Sea cucumbers	prepared or preserved HS 1605.61	208 000
7 <sup>th</sup>	Lobsters	live, fresh or chilled HS 0306.32	181 000
8 <sup>th</sup>	Lobsters	frozen HS 0306.12	136 000
9 <sup>th</sup>	Freshwater ornamental fish	live HS 0301.11	106 000
10 <sup>th</sup>	Stromboid conchs	dried, salted or in brine HS 0307.88	70 000

# A GLOBEFISH Product

# Information, Disclaimer

# Sources

Established in 1984, GLOBEFISH is a multi-donor funded project in the Fisheries Division of the Food and Agriculture Organization of the United Nations (FAO), responsible for providing up-to-date market and trade information on fish and fish products.

[Visit our website](#)


[Subscribe to our newsletter](#) or [email us](#)

## Recent Publications



### [Globefish Highlights, 1/2021](#)

Our flagship publication, focused on prices and analysis of market trends covering a variety of major commodities. Released quarterly.



### [Chinese Fish Price Report, 3/2020](#)

Comprehensive coverage of Chinese price trends, market information for commercially significant species, along with industry news and policy updates. Released quarterly.



### [European Price Report, 4/2021](#)

Market and price analysis for fish and fish products in the European market. Released monthly.



This is the first edition of the GLOBEFISH Market Profiles produced for this country, and was made at the beginning of 2021.

These profiles are based on nationally reported data or information published by international agencies. As the profile is intended to reflect the most up to date information available, reporting years may vary between sections and commodities.

The designations employed and the presentation of material in this information product do not imply the expression of any opinion whatsoever on the part of FAO concerning the legal or constitutional status of any country, territory or sea area, or the delimitation of frontiers or boundaries.

The data herein presented is compiled by FAO staff at the time of its production, "as is" and "as available," and every effort is made to ensure, but not guarantee, their timeliness, accuracy and completeness. FAO assumes no responsibility for errors and omissions in the data provided. Users are, however, kindly asked to report any errors or deficiencies in this product to FAO GLOBEFISH ([globefish@fao.org](mailto:globefish@fao.org)).

### Please note

Re-exports and re-imports are not included.

The term N/A has been used to indicate that information was not found in the indicated sources. The classification of fish and fish products as either processed or unprocessed is very broad, and is intended for indicative purposes only.

### [HS codes for fish and fish products](#)

International trade codes for fish and fish products in a user friendly format.



Sources and time periods:

-Fishing and aquaculture production (2018):  
FAO's [Global Fishery and Aquaculture Production Statistics](#)

-Fish available for consumption (2017):  
FAO's [Fishery and Aquaculture Statistics 2016](#)

-Population (2018), GDP Growth (2013-2018), GDP per Capita (2018):  
IMF's [World Economic Outlook Databases](#)

-Imports, Exports and Share of Trade (2000-2018):  
FAO's [Global Fishery and Aquaculture Commodities Statistics](#)

-GDP, GDP from fisheries, GDP from agriculture (2018):  
World Bank's [World Development Indicators](#),  
OECD's [National Accounts Statistics](#) or  
UNSD's [National Accounts](#)

-Ease of doing business (2018):  
World Bank's [Ease of Doing Business](#) ranking

-Length of Coastline, Exclusive Economic Zone, Exclusive Fishing Zone (2003):  
UNEP's [Global Environment Outlook](#)

### [GLOBEFISH](#)

Explore more market information on the GLOBEFISH website



### [GLOBEFISH on ISSUU](#)

Read GLOBEFISH publications on ISSUU

