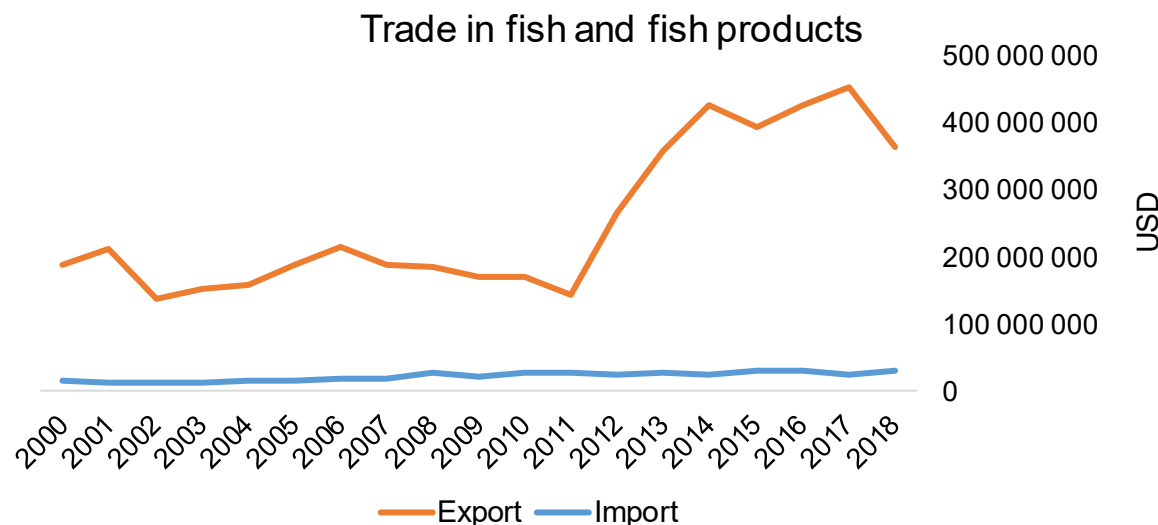




COUNTRY BRIEF

Population	Ease of doing business rank
9 429 010	158th
Length of coastline	Exclusive economic zone
1 878 km	201 203 km ²
Average GDP growth	GDP per capita
N/A	USD 2 500



GDP from fisheries

N/A

Fish available for consumption

2.7 kg/capita

Imports of fish and fish products - 2018

USD 29 315 000

Agricultural GDP from fisheries

N/A

Fisheries and aquaculture production

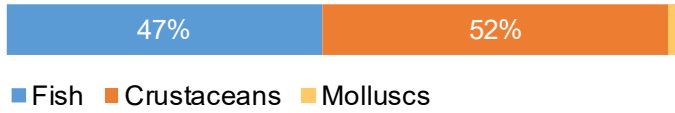
Total	75 600 tonnes
Fisheries	14%
Aquaculture	86%

Exports of fish and fish products - 2018

USD 363 223 000

Production and Trade Breakdown

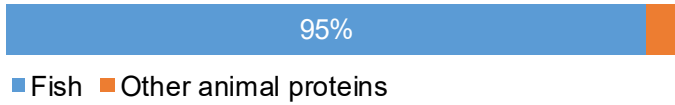
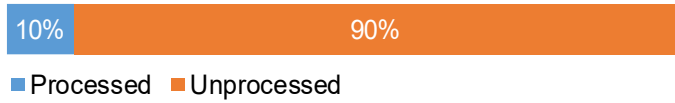
Production by volume



Imports by value



Exports by value



Production - Top 10 Species (Volume)

Rank	Species	Volume (Tonnes)
1 st	Nile tilapia	33 500
2 nd	Whiteleg shrimp	31 500
3 rd	Caribbean spiny lobster	6 100
4 th	Marine fishes nei	1 900
5 th	Penaeus shrimps nei	1 450
6 th	Stromboid conchs nei	800
7 th	Freshwater fishes nei	100
8 th	Jellyfishes nei	100
9 th	Sea cucumbers nei	100
10 th	Marine crabs nei	39

Imports - Top 10 Products (Value)

			USD
1 st	Flours, meals, pellets. Unfit for human consumption	from fish or aquatic invertebrates HS 2301.20	6 771 000
2 nd	Sardines, sardinella, brisling or sprats	prepared or preserved; whole or in pieces HS 1604.13	4 614 000
3 rd	Shrimps, prawns	live, fresh or chilled HS 0306.36	4 397 000
4 th	Tilapias	fresh or chilled fillets HS 0304.31	1 821 000
5 th	Catfish	frozen fillets HS 0304.62	1 817 000
6 th	Fish fats or oils and fractions thereof	not chemically modified or from fish-livers HS 1504.20	1 658 000
7 th	Tilapias	frozen fillets HS 0304.61	1 506 000
8 th	Tunas, skipjack, bonito	prepared or preserved; whole or in pieces HS 1604.14	1 268 000
9 th	Squid, cuttlefish	frozen HS 0307.43	757 000
10 th	Shrimps, prawns	frozen HS 0306.17	657 000

Exports - Top 10 Products (Value)

			USD
1 st	Shrimps, prawns	frozen HS 0306.17	269 043 000
2 nd	Rock lobster, other sea crawfish	frozen HS 0306.11	42 779 000
3 rd	Tilapias	fresh or chilled fillets HS 0304.31	25 328 000
4 th	Shrimps, prawns	live, fresh or chilled HS 0306.36	9 564 000
5 th	Tilapias	frozen fillets HS 0304.61	2 962 000
6 th	Sea cucumbers	prepared or preserved HS 1605.61	2 271 000
7 th	Sea cucumbers	dried, smoked, salted or in brine or smoked HS 0308.19	2 013 000
8 th	Molluscs	live, fresh or chilled HS 0307.91	1 961 000
9 th	Jellyfish	prepared or preserved HS 1605.63	1 388 000
10 th	Sea cucumbers	live, fresh or chilled HS 0308.11	1 059 000

A GLOBEFISH Product

Information, Disclaimer

Sources

Established in 1984, GLOBEFISH is a multi-donor funded project in the Fisheries Division of the Food and Agriculture Organization of the United Nations (FAO), responsible for providing up-to-date market and trade information on fish and fish products.

[Visit our website](#)


[Subscribe to our newsletter](#) or [email us](#)

Recent Publications



[Globefish Highlights, 1/2021](#)

Our flagship publication, focused on prices and analysis of market trends covering a variety of major commodities. Released quarterly.



[Chinese Fish Price Report, 3/2020](#)

Comprehensive coverage of Chinese price trends, market information for commercially significant species, along with industry news and policy updates. Released quarterly.



[European Price Report, 4/2021](#)

Market and price analysis for fish and fish products in the European market. Released monthly.



This is the first edition of the GLOBEFISH Market Profiles produced for this country, and was made at the beginning of 2021.

These profiles are based on nationally reported data or information published by international agencies. As the profile is intended to reflect the most up to date information available, reporting years may vary between sections and commodities.

The designations employed and the presentation of material in this information product do not imply the expression of any opinion whatsoever on the part of FAO concerning the legal or constitutional status of any country, territory or sea area, or the delimitation of frontiers or boundaries.

The data herein presented is compiled by FAO staff at the time of its production, "as is" and "as available," and every effort is made to ensure, but not guarantee, their timeliness, accuracy and completeness. FAO assumes no responsibility for errors and omissions in the data provided. Users are, however, kindly asked to report any errors or deficiencies in this product to FAO GLOBEFISH (globefish@fao.org).

Please note

Re-exports and re-imports are not included.

The term N/A has been used to indicate that information was not found in the indicated sources. The classification of fish and fish products as either processed or unprocessed is very broad, and is intended for indicative purposes only.

[HS codes for fish and fish products](#)

International trade codes for fish and fish products in a user friendly format.



Sources and time periods:

-Fishing and aquaculture production (2018):
FAO's [Global Fishery and Aquaculture Production Statistics](#)

-Fish available for consumption (2017):
FAO's [Fishery and Aquaculture Statistics 2016](#)

-Population (2018), GDP Growth (2013-2018), GDP per Capita (2018):
IMF's [World Economic Outlook Databases](#)

-Imports, Exports and Share of Trade (2000-2018):
FAO's [Global Fishery and Aquaculture Commodities Statistics](#)

-GDP, GDP from fisheries, GDP from agriculture (2018):
World Bank's [World Development Indicators](#),
OECD's [National Accounts Statistics](#) or
UNSD's [National Accounts](#)

-Ease of doing business (2018):
World Bank's [Ease of Doing Business](#) ranking

-Length of Coastline, Exclusive Economic Zone, Exclusive Fishing Zone (2003):
UNEP's [Global Environment Outlook](#)

[GLOBEFISH](#)

Explore more market information on the GLOBEFISH website



[GLOBEFISH on ISSUU](#)

Read GLOBEFISH publications on ISSUU

