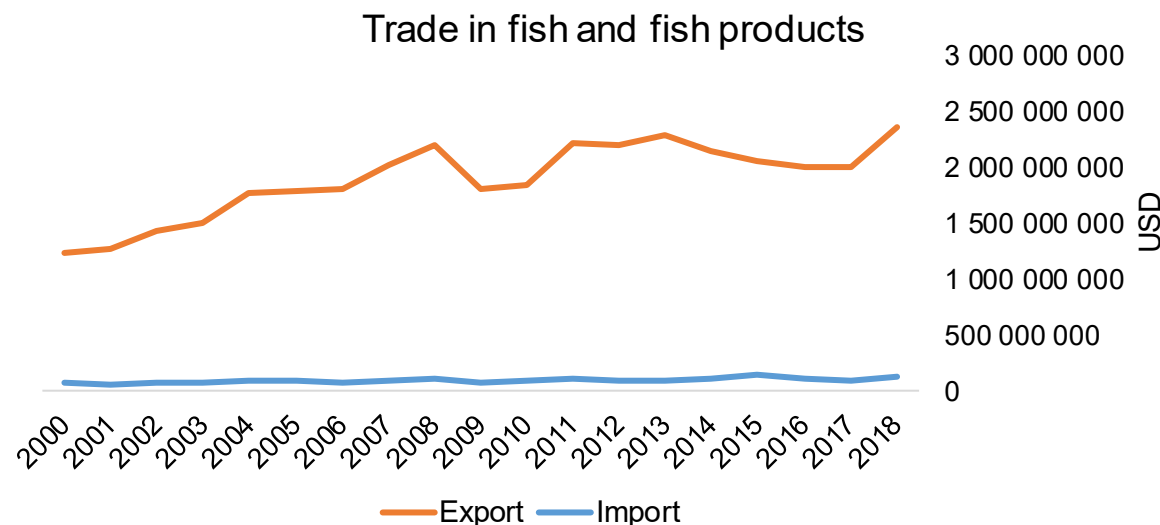




COUNTRY BRIEF

Population	Ease of doing business rank
334 390	25th
Length of coastline	Exclusive economic zone
8 506 km	678 708 km ²
Average GDP growth	GDP per capita
6.64%	USD 76 867



GDP from fisheries

N/A

Fish available for consumption

92.5 kg/capita

Imports of fish and fish products - 2018

USD 120 334 000

Agricultural GDP from fisheries

N/A

Fisheries and aquaculture production

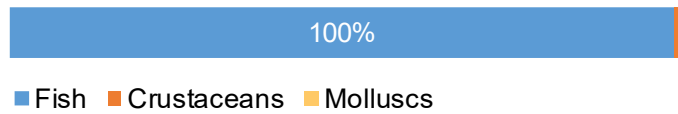
Total	1 278 478 tonnes
Fisheries	98%
Aquaculture	2%

Exports of fish and fish products - 2018


USD 2 357 722 000

Production and Trade Breakdown

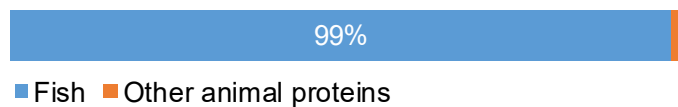
Production by volume



Imports by value



Exports by value



Production - Top 10 Species (Volume)

Rank	Species	Volume (Tonnes)
1 st	Blue whiting	292 952
2 nd	Atlantic cod	274 987
3 rd	Capelin	186 333
4 th	Atlantic mackerel	135 603
5 th	Atlantic herring	123 893
6 th	Saithe	66 276
7 th	Haddock	48 621
8 th	Golden redfish	47 952
9 th	Greenland halibut	15 238
10 th	Atlantic salmon	13 517

Imports - Top 10 Products (Value)

			USD
1 st	Shrimps, prawns	frozen; cold-water species HS 0306.16	56 782 000
2 nd	Fish fats or oils and fractions thereof	not chemically modified or from fish-livers HS 1504.20	19 898 000
3 rd	Fish, other than species in 0302.4	fresh or chilled; excluding fillets, livers and roes HS 0302.49	7 857 000
4 th	Squid, cuttlefish	dried, smoked, salted or in brine HS 0307.49	5 384 000
5 th	Cod	fresh or chilled; excluding fillets, livers and roes HS 0302.51	3 821 000
6 th	Norway lobsters	frozen HS 0306.15	2 319 000
7 th	Tunas, skipjack, bonito	prepared or preserved; whole or in pieces HS 1604.14	2 062 000
8 th	Shrimps, prawns	frozen HS 0306.17	1 876 000
9 th	Herrings	fresh or chilled; excluding fillets, livers and roes HS 0302.41	1 858 000
10 th	Blue whittings	fresh or chilled; excluding fillets, livers and roes HS 0302.56	1 304 000

Exports - Top 10 Products (Value)

			USD
1 st	Fish	fresh or chilled fillets HS 0304.44	377 594 000
2 nd	Cod	frozen fillets HS 0304.71	271 830 000
3 rd	Flours, meals, pellets. Unfit for human consumption	from fish or aquatic invertebrates HS 2301.20	211 526 000
4 th	Cod	salted or in brine, not dried or smoked HS 0305.62	112 073 000
5 th	Mackerel	frozen; excluding fillets, livers and roes HS 0303.54	101 548 000
6 th	Fish	dried, salted or in brine; not smoked HS 0305.32	97 707 000
7 th	Fish fats or oils and fractions thereof	not chemically modified or from fish-livers HS 1504.20	90 181 000
8 th	Shrimps, prawns	prepared or preserved, not in airtight containers HS 1605.21	84 005 000
9 th	Halibut	frozen; excluding fillets, livers and roes HS 0303.31	77 774 000
10 th	Coalfish	frozen fillets HS 0304.73	74 330 000

A GLOBEFISH Product

Information, Disclaimer


Sources

Established in 1984, GLOBEFISH is a multi-donor funded project in the Fisheries Division of the Food and Agriculture Organization of the United Nations (FAO), responsible for providing up-to-date market and trade information on fish and fish products.

[Visit our website](#)


[Subscribe to our newsletter](#) or [email us](#)

Recent Publications



[Globefish Highlights, 1/2021](#)

Our flagship publication, focused on prices and analysis of market trends covering a variety of major commodities. Released quarterly.



[Chinese Fish Price Report, 3/2020](#)

Comprehensive coverage of Chinese price trends, market information for commercially significant species, along with industry news and policy updates. Released quarterly.



[European Price Report, 4/2021](#)

Market and price analysis for fish and fish products in the European market. Released monthly.



This is the first edition of the GLOBEFISH Market Profiles produced for this country, and was made at the beginning of 2021.

These profiles are based on nationally reported data or information published by international agencies. As the profile is intended to reflect the most up to date information available, reporting years may vary between sections and commodities.

The designations employed and the presentation of material in this information product do not imply the expression of any opinion whatsoever on the part of FAO concerning the legal or constitutional status of any country, territory or sea area, or the delimitation of frontiers or boundaries.

The data herein presented is compiled by FAO staff at the time of its production, "as is" and "as available," and every effort is made to ensure, but not guarantee, their timeliness, accuracy and completeness. FAO assumes no responsibility for errors and omissions in the data provided. Users are, however, kindly asked to report any errors or deficiencies in this product to FAO GLOBEFISH (globefish@fao.org).

Please note

Re-exports and re-imports are not included.

The term N/A has been used to indicate that information was not found in the indicated sources. The classification of fish and fish products as either processed or unprocessed is very broad, and is intended for indicative purposes only.

[HS codes for fish and fish products](#)

International trade codes for fish and fish products in a user friendly format.



Sources and time periods:

-Fishing and aquaculture production (2018):
FAO's [Global Fishery and Aquaculture Production Statistics](#)

-Fish available for consumption (2017):
FAO's [Fishery and Aquaculture Statistics 2016](#)

-Population (2018), GDP Growth (2013-2018), GDP per Capita (2018):
IMF's [World Economic Outlook Databases](#)

-Imports, Exports and Share of Trade (2000-2018):
FAO's [Global Fishery and Aquaculture Commodities Statistics](#)

-GDP, GDP from fisheries, GDP from agriculture (2018):
World Bank's [World Development Indicators](#),
OECD's [National Accounts Statistics](#) or
UNSD's [National Accounts](#)

-Ease of doing business (2018):
World Bank's [Ease of Doing Business](#) ranking

-Length of Coastline, Exclusive Economic Zone, Exclusive Fishing Zone (2003):
UNEP's [Global Environment Outlook](#)

[GLOBEFISH](#)

Explore more market information on the GLOBEFISH website



[GLOBEFISH on ISSUU](#)

Read GLOBEFISH publications on ISSUU

