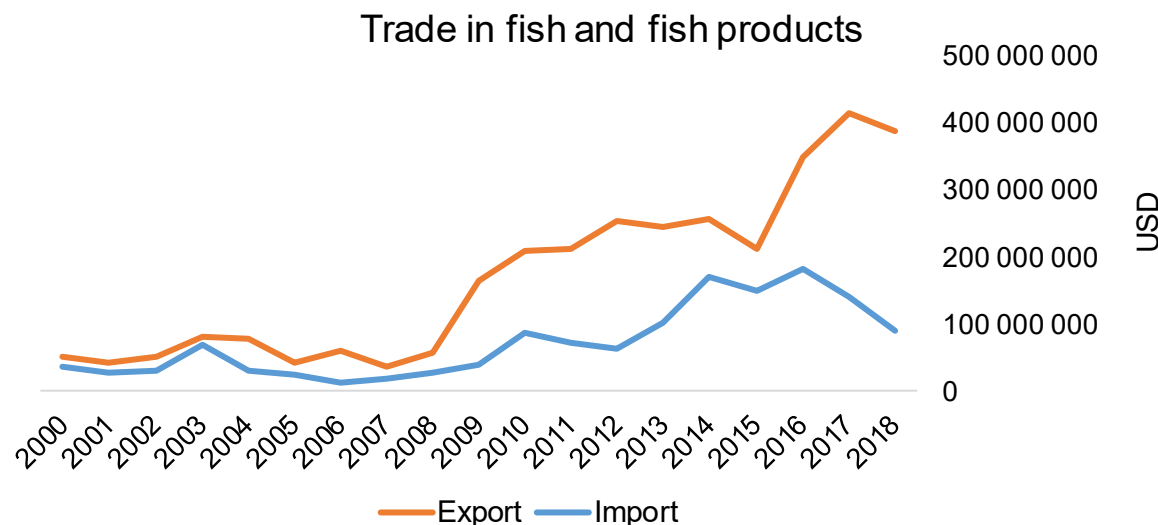




COUNTRY BRIEF

Population	Ease of doing business rank
80 673 880	139th
Length of coastline	Exclusive economic zone
5 891 km	129 700 km ²
Average GDP growth	GDP per capita
N/A	USD 5 783



GDP from fisheries

N/A

Fish available for consumption

11.8 kg/capita

Imports of fish and fish products - 2018

USD 88 618 000

Agricultural GDP from fisheries

N/A

Fisheries and aquaculture production

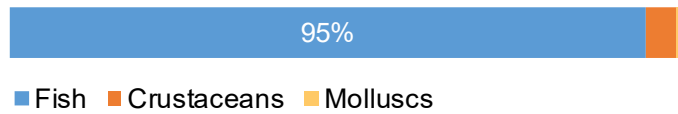
Total	1 268 590 tonnes
Fisheries	65%
Aquaculture	35%

Exports of fish and fish products - 2018

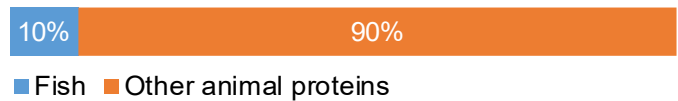
USD 386 467 000

Production and Trade Breakdown

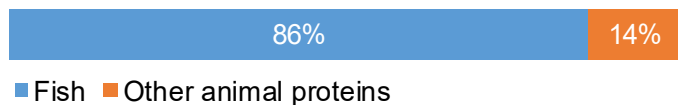
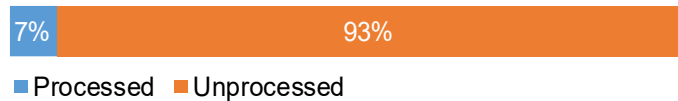
Production by volume



Imports by value



Exports by value



Production - Top 10 Species (Volume)

Rank	Species	Volume (Tonnes)
1 st	Rainbow trout	179 684
2 nd	Silver carp	124 053
3 rd	Indian oil sardine	88 520
4 th	Common carp	64 654
5 th	Longtail tuna	61 168
6 th	Yellowfin tuna	58 652
7 th	Largehead hairtail	55 937
8 th	Skipjack tuna	49 964
9 th	Whiteleg shrimp	47 859
10 th	Marine fishes nei	45 033

Imports - Top 10 Products (Value)

			USD
1 st	Skipjack, stripe-bellied bonito	frozen; excluding fillets, livers and roes HS 0303.43	32 980 000
2 nd	Tilapias	frozen fillets HS 0304.61	22 620 000
3 rd	Yellowfin tunas	frozen; excluding fillets, livers and roes HS 0303.42	13 242 000
4 th	Trout	live HS 0301.91	5 051 000
5 th	Atlantic, Danube salmon	frozen; excluding fillets, livers and roes HS 0303.13	3 134 000
6 th	Mackerel	frozen; excluding fillets, livers and roes HS 0303.54	2 530 000
7 th	Fish fats or oils and fractions thereof	not chemically modified or from fish-livers HS 1504.20	2 234 000
8 th	Fish	live HS 0301.99	1 616 000
9 th	Atlantic, Danube salmon	fresh or chilled; excluding fillets, livers and roes HS 0302.14	1 386 000
10 th	Freshwater ornamental fish	live HS 0301.11	842 000

Exports - Top 10 Products (Value)

			USD
1 st	Fish, other than species in 0303	frozen; excluding fillets, livers and roes HS 0303.89	134 089 000
2 nd	Shrimps, prawns	frozen HS 0306.17	72 694 000
3 rd	Flat fish	frozen; excluding fillets, livers and roes HS 0303.39	33 640 000
4 th	Salmonidae	fresh or chilled; excluding fillets, livers and roes HS 0302.19	25 513 000
5 th	Carp	fresh or chilled; excluding fillets, livers and roes HS 0302.73	25 502 000
6 th	Shrimps, prawns	live, fresh or chilled; cold-water species HS 0306.35	23 733 000
7 th	Flat fish	fresh or chilled; excluding fillets, livers and roes HS 0302.29	14 612 000
8 th	Tunas, skipjack, bonito	prepared or preserved; whole or in pieces HS 1604.14	11 181 000
9 th	Squid, cuttlefish	dried, smoked, salted or in brine HS 0307.49	6 350 000
10 th	Nile perch, snakeheads	fresh or chilled; excluding fillets, livers and roes HS 0302.79	5 696 000

Established in 1984, GLOBEFISH is a multi-donor funded project in the Fisheries Division of the Food and Agriculture Organization of the United Nations (FAO), responsible for providing up-to-date market and trade information on fish and fish products.

[Visit our website](#)

[Subscribe to our newsletter](#) or [email us](#)

Recent Publications



[Globefish Highlights, 1/2021](#)

Our flagship publication, focused on prices and analysis of market trends covering a variety of major commodities. Released quarterly.



[Chinese Fish Price Report, 3/2020](#)

Comprehensive coverage of Chinese price trends, market information for commercially significant species, along with industry news and policy updates. Released quarterly.



[European Price Report, 4/2021](#)

Market and price analysis for fish and fish products in the European market. Released monthly.



This is the first edition of the GLOBEFISH Market Profiles produced for this country, and was made at the beginning of 2021.

These profiles are based on nationally reported data or information published by international agencies. As the profile is intended to reflect the most up to date information available, reporting years may vary between sections and commodities.

The designations employed and the presentation of material in this information product do not imply the expression of any opinion whatsoever on the part of FAO concerning the legal or constitutional status of any country, territory or sea area, or the delimitation of frontiers or boundaries.

The data herein presented is compiled by FAO staff at the time of its production, "as is" and "as available," and every effort is made to ensure, but not guarantee, their timeliness, accuracy and completeness. FAO assumes no responsibility for errors and omissions in the data provided. Users are, however, kindly asked to report any errors or deficiencies in this product to FAO GLOBEFISH (globefish@fao.org).

Please note

Re-exports and re-imports are not included.

The term N/A has been used to indicate that information was not found in the indicated sources. The classification of fish and fish products as either processed or unprocessed is very broad, and is intended for indicative purposes only.

[HS codes for fish and fish products](#)

International trade codes for fish and fish products in a user friendly format.



Sources and time periods:

-Fishing and aquaculture production (2018):
FAO's [Global Fishery and Aquaculture Production Statistics](#)

-Fish available for consumption (2017):
FAO's [Fishery and Aquaculture Statistics 2016](#)

-Population (2018), GDP Growth (2013-2018), nominal GDP per Capita (2018):
IMF's [World Economic Outlook Databases](#)

-Imports, Exports and Share of Trade (2000-2018):
FAO's [Global Fishery and Aquaculture Commodities Statistics](#)

-GDP, GDP from fisheries, GDP from agriculture (2018):
World Bank's [World Development Indicators](#),
OECD's [National Accounts Statistics](#) or
UNSD's [National Accounts](#)

-Ease of doing business (2018):
World Bank's [Ease of Doing Business](#) ranking

-Length of Coastline, Exclusive Economic Zone, Exclusive Fishing Zone (2003):
UNEP's [Global Environment Outlook](#)

[GLOBEFISH](#)

Explore more market information on the GLOBEFISH website



[GLOBEFISH on ISSUU](#)

Read GLOBEFISH publications on ISSUU

