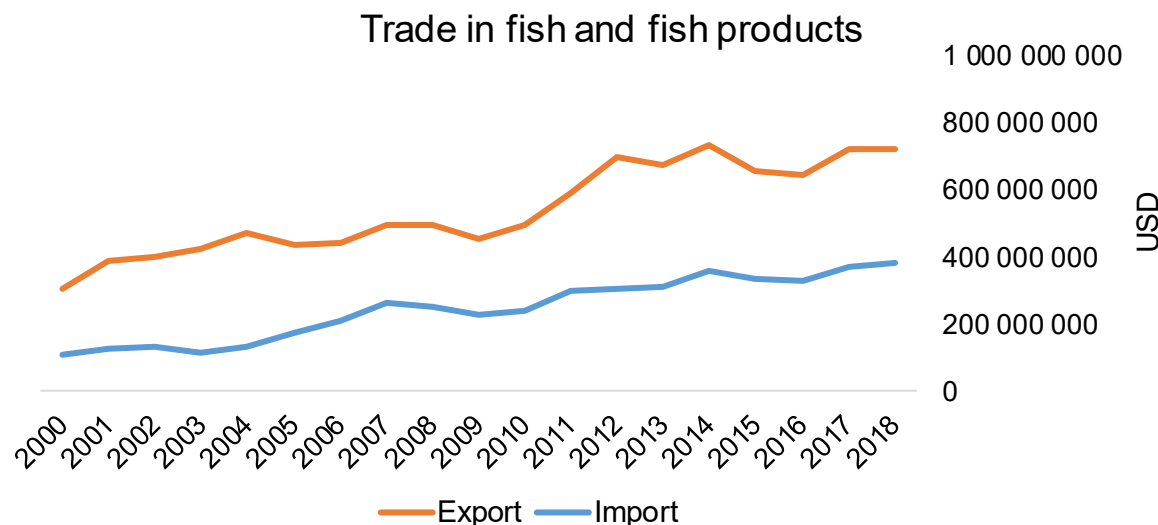




COUNTRY BRIEF

Population	Ease of doing business rank
4 753 280	22nd
Length of coastline	Exclusive fishing zone
6 437 km	358 922 km ²
Average GDP growth	GDP per capita
7.24%	USD 79 415



GDP from fisheries

N/A

Fish available for consumption

23.4 kg/capita

Imports of fish and fish products - 2018

USD 383 848 000

Agricultural GDP from fisheries

N/A

Fisheries and aquaculture production

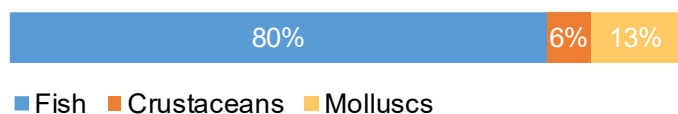
Total	258 597 tonnes
Fisheries	86%
Aquaculture	14%

Exports of fish and fish products - 2018

USD 724 229 000

Production and Trade Breakdown

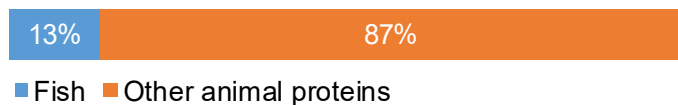
Production by volume



Imports by value



Exports by value



Production - Top 10 Species (Volume)

Rank	Species	Volume (Tonnes)
1 st	Atlantic mackerel	66 969
2 nd	Blue whiting	49 903
3 rd	Atlantic horse mackerel	25 457
4 th	Blue mussel	13 889
5 th	Atlantic salmon	12 053
6 th	Pacific cupped oyster	10 122
7 th	Atlantic herring	10 048
8 th	Boarfish	9 513
9 th	edible crab	8 261
10 th	Norway lobster	7 216

Imports - Top 10 Products (Value)

			USD
1 st	Atlantic, Danube salmon	fresh or chilled; excluding fillets, livers and roes HS 0302.14	43 352 000
2 nd	Animal feed	of fish, marine invertebrates or mammals HS 2309.90	30 988 000
3 rd	Fish, other than species in 1604	prepared or preserved; whole or in pieces HS 1604.19	23 810 000
4 th	Tunas, skipjack, bonito	prepared or preserved; whole or in pieces HS 1604.14	23 144 000
5 th	Shrimps, prawns	frozen HS 0306.17	18 179 000
6 th	Herrings	prepared or preserved; whole or in pieces HS 1604.12	16 505 000
7 th	Salmon	prepared or preserved; whole or in pieces HS 1604.11	14 767 000
8 th	Shrimps, prawns	prepared or preserved, not in airtight containers HS 1605.21	11 159 000
9 th	Cod	frozen fillets HS 0304.71	10 073 000
10 th	Fish	prepared or preserved HS 1604.20	10 067 000

Exports - Top 10 Products (Value)

			USD
1 st	Mackerel	frozen; excluding fillets, livers and roes HS 0303.54	85 635 000
2 nd	Norway lobsters	frozen HS 0306.15	63 545 000
3 rd	Atlantic, Danube salmon	fresh or chilled; excluding fillets, livers and roes HS 0302.14	58 536 000
4 th	Oysters	live, fresh or chilled HS 0307.11	48 871 000
5 th	Jack, horse mackerel	frozen; excluding fillets, livers and roes HS 0303.55	42 680 000
6 th	Crabs	frozen HS 0306.14	42 335 000
7 th	Flours, meals, pellets. Unfit for human consumption	from fish or aquatic invertebrates HS 2301.20	33 340 000
8 th	Fish, other than species in 0302	fresh or chilled; excluding fillets, livers and roes HS 0302.89	22 459 000
9 th	Molluscs	prepared or preserved HS 1605.59	22 138 000
10 th	Crab	prepared or preserved HS 1605.10	16 295 000

A GLOBEFISH Product

Information, Disclaimer


Sources

Established in 1984, GLOBEFISH is a multi-donor funded project in the Fisheries Division of the Food and Agriculture Organization of the United Nations (FAO), responsible for providing up-to-date market and trade information on fish and fish products.

[Visit our website](#)


[Subscribe to our newsletter](#) or [email us](#)

Recent Publications



[Globefish Highlights, 1/2021](#)

Our flagship publication, focused on prices and analysis of market trends covering a variety of major commodities. Released quarterly.



[Chinese Fish Price Report, 3/2020](#)

Comprehensive coverage of Chinese price trends, market information for commercially significant species, along with industry news and policy updates. Released quarterly.



[European Price Report, 4/2021](#)

Market and price analysis for fish and fish products in the European market. Released monthly.



This is the first edition of the GLOBEFISH Market Profiles produced for this country, and was made at the beginning of 2021.

These profiles are based on nationally reported data or information published by international agencies. As the profile is intended to reflect the most up to date information available, reporting years may vary between sections and commodities.

The designations employed and the presentation of material in this information product do not imply the expression of any opinion whatsoever on the part of FAO concerning the legal or constitutional status of any country, territory or sea area, or the delimitation of frontiers or boundaries.

The data herein presented is compiled by FAO staff at the time of its production, "as is" and "as available," and every effort is made to ensure, but not guarantee, their timeliness, accuracy and completeness. FAO assumes no responsibility for errors and omissions in the data provided. Users are, however, kindly asked to report any errors or deficiencies in this product to FAO GLOBEFISH (globefish@fao.org).

Please note

Re-exports and re-imports are not included.

The term N/A has been used to indicate that information was not found in the indicated sources. The classification of fish and fish products as either processed or unprocessed is very broad, and is intended for indicative purposes only.

[HS codes for fish and fish products](#)

International trade codes for fish and fish products in a user friendly format.



Sources and time periods:

-Fishing and aquaculture production (2018):
FAO's [Global Fishery and Aquaculture Production Statistics](#)

-Fish available for consumption (2017):
FAO's [Fishery and Aquaculture Statistics 2016](#)

-Population (2018), GDP Growth (2013-2018), GDP per Capita (2018):
IMF's [World Economic Outlook Databases](#)

-Imports, Exports and Share of Trade (2000-2018):
FAO's [Global Fishery and Aquaculture Commodities Statistics](#)

-GDP, GDP from fisheries, GDP from agriculture (2018):
World Bank's [World Development Indicators](#),
OECD's [National Accounts Statistics](#) or
UNSD's [National Accounts](#)

-Ease of doing business (2018):
World Bank's [Ease of Doing Business](#) ranking

-Length of Coastline, Exclusive Economic Zone, Exclusive Fishing Zone (2003):
UNEP's [Global Environment Outlook](#)

[GLOBEFISH](#)

Explore more market information on the GLOBEFISH website



[GLOBEFISH on ISSUU](#)

Read GLOBEFISH publications on ISSUU

