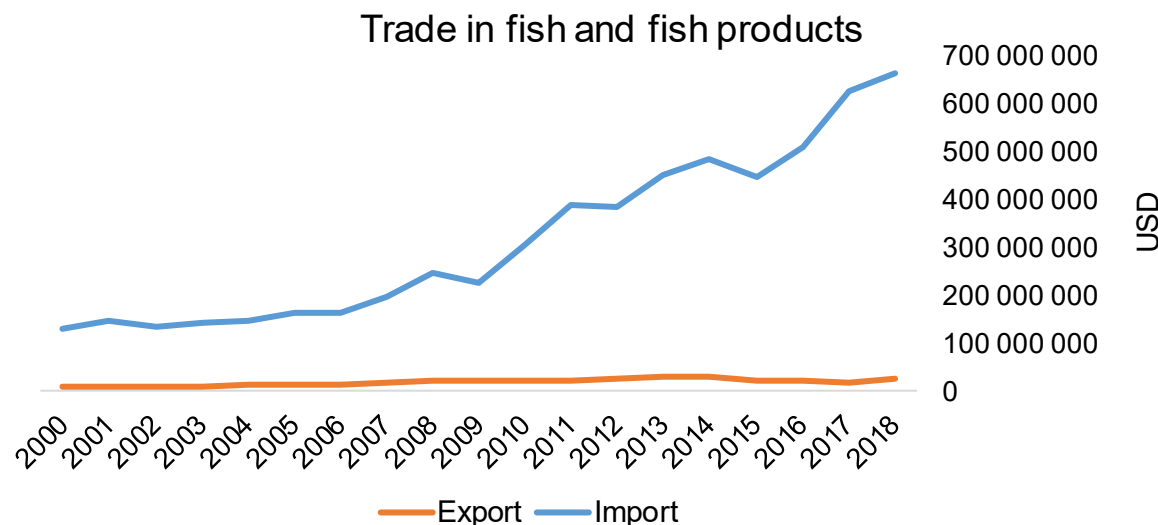




## COUNTRY BRIEF

Population	Ease of doing business rank
8 243 850	46th
Length of coastline	EEZ/EFZ
205 km	N/A
Average GDP growth	GDP per capita
4.70%	USD 44 215



GDP from fisheries

N/A

Fish available for consumption

26.0 kg/capita

Imports of fish and fish products - 2018

USD 664 327 000

Agricultural GDP from fisheries

N/A

Fisheries and aquaculture production

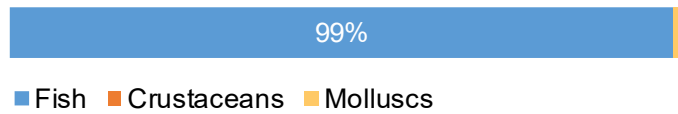
Total	19 073 tonnes
Fisheries	11%
Aquaculture	89%

Exports of fish and fish products - 2018


USD 25 175 000

## Production and Trade Breakdown

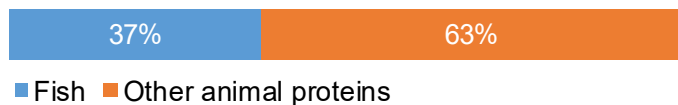
### Production by volume



### Imports by value



### Exports by value



## Production - Top 10 Species (Volume)

Rank	Species	Volume (Tonnes)
1 <sup>st</sup>	Tilapias nei	7 350
2 <sup>nd</sup>	Common carp	3 920
3 <sup>rd</sup>	Gilthead seabream	2 255
4 <sup>th</sup>	Flathead grey mullet	1 900
5 <sup>th</sup>	Striped bass, hybrid	500
6 <sup>th</sup>	Mullets nei	450
7 <sup>th</sup>	Rainbow trout	400
8 <sup>th</sup>	Silver carp	265
9 <sup>th</sup>	Mango tilapia	255
10 <sup>th</sup>	Grass carp	185

## Imports - Top 10 Products (Value)

			USD
1 <sup>st</sup>	Tunas, skipjack, bonito	prepared or preserved; whole or in pieces HS 1604.14	125 527 000
2 <sup>nd</sup>	Pacific, Atlantic, Danube salmon	frozen fillets HS 0304.81	96 948 000
3 <sup>rd</sup>	Pacific, Atlantic, Danube salmon	fresh or chilled fillets HS 0304.41	73 419 000
4 <sup>th</sup>	Tilapias	frozen fillets HS 0304.61	56 052 000
5 <sup>th</sup>	Atlantic, Danube salmon	fresh or chilled; excluding fillets, livers and roes HS 0302.14	53 842 000
6 <sup>th</sup>	Atlantic, Danube salmon	frozen; excluding fillets, livers and roes HS 0303.13	26 809 000
7 <sup>th</sup>	Nile perch	frozen fillets HS 0304.63	21 020 000
8 <sup>th</sup>	Seabream	fresh or chilled; excluding fillets, livers and roes HS 0302.85	20 824 000
9 <sup>th</sup>	Seabass	fresh or chilled; excluding fillets, livers and roes HS 0302.84	17 651 000
10 <sup>th</sup>	Tunas, skipjack, stripe-bellied bonito	frozen fillets HS 0304.87	15 071 000

## Exports - Top 10 Products (Value)

			USD
1 <sup>st</sup>	Non-freshwater ornamental fish	live HS 0301.19	11 095 000
2 <sup>nd</sup>	Fish fats or oils and fractions thereof	not chemically modified or from fish-livers HS 1504.20	4 406 000
3 <sup>rd</sup>	Fish	prepared or preserved HS 1604.20	2 934 000
4 <sup>th</sup>	Caviar	prepared from fish eggs HS 1604.31	2 353 000
5 <sup>th</sup>	Fish	live HS 0301.99	1 623 000
6 <sup>th</sup>	Fish, other than species in 0303	frozen; excluding fillets, livers and roes HS 0303.89	722 000
7 <sup>th</sup>	Rock lobster, other sea crawfish	frozen HS 0306.11	564 000
8 <sup>th</sup>	Tunas, skipjack, bonito	prepared or preserved; whole or in pieces HS 1604.14	497 000
9 <sup>th</sup>	Pacific, Atlantic, Danube salmon	fresh or chilled fillets HS 0304.41	398 000
10 <sup>th</sup>	Shrimps, prawns	frozen HS 0306.17	309 000

# A GLOBEFISH Product

# Information, Disclaimer

# Sources

Established in 1984, GLOBEFISH is a multi-donor funded project in the Fisheries Division of the Food and Agriculture Organization of the United Nations (FAO), responsible for providing up-to-date market and trade information on fish and fish products.

[Visit our website](#)


[Subscribe to our newsletter](#) or [email us](#)

## Recent Publications



### [Globefish Highlights, 1/2021](#)

Our flagship publication, focused on prices and analysis of market trends covering a variety of major commodities. Released quarterly.



### [Chinese Fish Price Report, 3/2020](#)

Comprehensive coverage of Chinese price trends, market information for commercially significant species, along with industry news and policy updates. Released quarterly.



### [European Price Report, 4/2021](#)

Market and price analysis for fish and fish products in the European market. Released monthly.



This is the first edition of the GLOBEFISH Market Profiles produced for this country, and was made at the beginning of 2021.

These profiles are based on nationally reported data or information published by international agencies. As the profile is intended to reflect the most up to date information available, reporting years may vary between sections and commodities.

The designations employed and the presentation of material in this information product do not imply the expression of any opinion whatsoever on the part of FAO concerning the legal or constitutional status of any country, territory or sea area, or the delimitation of frontiers or boundaries.

The data herein presented is compiled by FAO staff at the time of its production, "as is" and "as available," and every effort is made to ensure, but not guarantee, their timeliness, accuracy and completeness. FAO assumes no responsibility for errors and omissions in the data provided. Users are, however, kindly asked to report any errors or deficiencies in this product to FAO GLOBEFISH ([globefish@fao.org](mailto:globefish@fao.org)).

### **Please note**

Re-exports and re-imports are not included.

The term N/A has been used to indicate that information was not found in the indicated sources. The classification of fish and fish products as either processed or unprocessed is very broad, and is intended for indicative purposes only.

### [HS codes for fish and fish products](#)

International trade codes for fish and fish products in a user friendly format.



Sources and time periods:

-Fishing and aquaculture production (2018):  
FAO's [Global Fishery and Aquaculture Production Statistics](#)

-Fish available for consumption (2017):  
FAO's [Fishery and Aquaculture Statistics 2016](#)

-Population (2018), GDP Growth (2013-2018), GDP per Capita (2018):  
IMF's [World Economic Outlook Databases](#)

-Imports, Exports and Share of Trade (2000-2018):  
FAO's [Global Fishery and Aquaculture Commodities Statistics](#)

-GDP, GDP from fisheries, GDP from agriculture (2018):  
World Bank's [World Development Indicators](#),  
OECD's [National Accounts Statistics](#) or  
UNSD's [National Accounts](#)

-Ease of doing business (2018):  
World Bank's [Ease of Doing Business](#) ranking

-Length of Coastline, Exclusive Economic Zone, Exclusive Fishing Zone (2003):  
UNEP's [Global Environment Outlook](#)

### [GLOBEFISH](#)

Explore more market information on the GLOBEFISH website



### [GLOBEFISH on ISSUU](#)

Read GLOBEFISH publications on ISSUU

