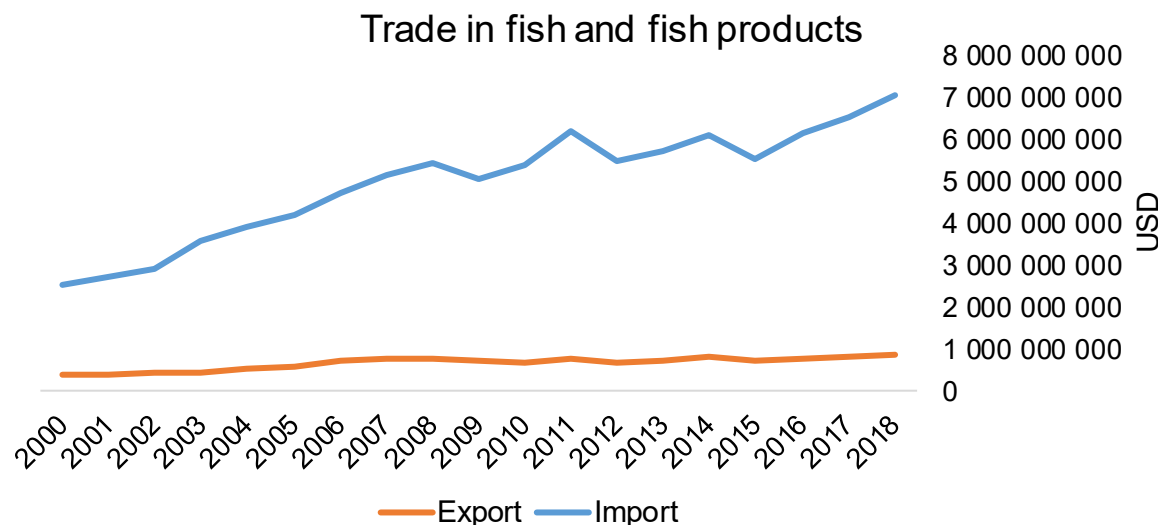




COUNTRY BRIEF

Population	Ease of doing business rank
60 673 700	58th
Length of coastline	Exclusive fishing zone
9 226 km	155 629 km ²
Average GDP growth	GDP per capita
1.94%	USD 34 389



GDP from fisheries

N/A

Fish available for consumption

29.8 kg/capita

Imports of fish and fish products - 2018

USD 7 038 134 000

Agricultural GDP from fisheries

N/A

Fisheries and aquaculture production

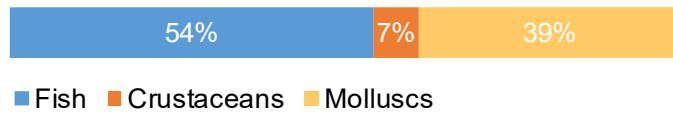
Total	349 069 tonnes
Fisheries	59%
Aquaculture	41%

Exports of fish and fish products - 2018


USD 870 838 000

Production and Trade Breakdown

Production by volume



Imports by value



Exports by value



Production - Top 10 Species (Volume)

Rank	Species	Volume (Tonnes)
1 st	Mediterranean mussel	62 560
2 nd	European anchovy	36 519
3 rd	Rainbow trout	32 826
4 th	Japanese carpet shell	30 991
5 th	European pilchard	26 311
6 th	Striped venus	13 997
7 th	Deep-water rose shrimp	9 831
8 th	Gilthead seabream	8 363
9 th	European hake	7 303
10 th	Red mullet	6 760

Imports - Top 10 Products (Value)

			USD
1 st	Tunas, skipjack, bonito	prepared or preserved; whole or in pieces HS 1604.14	867 906 000
2 nd	Squid, cuttlefish	frozen HS 0307.43	691 923 000
3 rd	Shrimps, prawns	frozen HS 0306.17	554 056 000
4 th	Octopus	frozen HS 0307.52	458 928 000
5 th	Atlantic, Danube salmon	fresh or chilled; excluding fillets, livers and roes HS 0302.14	360 887 000
6 th	Pacific, Atlantic, Danube salmon	smoked, including fillets HS 0305.41	293 901 000
7 th	Seabream	fresh or chilled; excluding fillets, livers and roes HS 0302.85	195 588 000
8 th	Fish, other than species in 0302	fresh or chilled; excluding fillets, livers and roes HS 0302.89	192 984 000
9 th	Seabass	fresh or chilled; excluding fillets, livers and roes HS 0302.84	188 188 000
10 th	Fish	prepared or preserved HS 1604.20	156 066 000

Exports - Top 10 Products (Value)

			USD
1 st	Tunas, skipjack, bonito	prepared or preserved; whole or in pieces HS 1604.14	204 879 000
2 nd	Clams, cockles, ark shells	live, fresh or chilled HS 0307.71	61 563 000
3 rd	Animal feed	of fish, marine invertebrates or mammals HS 2309.90	44 067 000
4 th	Octopus	frozen HS 0307.52	30 798 000
5 th	Anchovies	prepared or preserved; whole or in pieces HS 1604.16	30 064 000
6 th	Seabream	fresh or chilled; excluding fillets, livers and roes HS 0302.85	28 287 000
7 th	Squid, cuttlefish	frozen HS 0307.43	24 429 000
8 th	Caviar	prepared from fish eggs HS 1604.31	23 678 000
9 th	Fish, other than species in 0302	fresh or chilled; excluding fillets, livers and roes HS 0302.89	23 451 000
10 th	Shrimps, prawns	frozen HS 0306.17	22 638 000

A GLOBEFISH Product

Information, Disclaimer

Sources

Established in 1984, GLOBEFISH is a multi-donor funded project in the Fisheries Division of the Food and Agriculture Organization of the United Nations (FAO), responsible for providing up-to-date market and trade information on fish and fish products.

[Visit our website](#)

[Subscribe to our newsletter](#) or [email us](#)

Recent Publications



[Globefish Highlights, 1/2021](#)

Our flagship publication, focused on prices and analysis of market trends covering a variety of major commodities. Released quarterly.



[Chinese Fish Price Report, 3/2020](#)

Comprehensive coverage of Chinese price trends, market information for commercially significant species, along with industry news and policy updates. Released quarterly.



[European Price Report, 4/2021](#)

Market and price analysis for fish and fish products in the European market. Released monthly.



This is the first edition of the GLOBEFISH Market Profiles produced for this country, and was made at the beginning of 2021.

These profiles are based on nationally reported data or information published by international agencies. As the profile is intended to reflect the most up to date information available, reporting years may vary between sections and commodities.

The designations employed and the presentation of material in this information product do not imply the expression of any opinion whatsoever on the part of FAO concerning the legal or constitutional status of any country, territory or sea area, or the delimitation of frontiers or boundaries.

The data herein presented is compiled by FAO staff at the time of its production, "as is" and "as available," and every effort is made to ensure, but not guarantee, their timeliness, accuracy and completeness. FAO assumes no responsibility for errors and omissions in the data provided. Users are, however, kindly asked to report any errors or deficiencies in this product to FAO GLOBEFISH (globefish@fao.org).

Please note

Re-exports and re-imports are not included.

The term N/A has been used to indicate that information was not found in the indicated sources. The classification of fish and fish products as either processed or unprocessed is very broad, and is intended for indicative purposes only.

[HS codes for fish and fish products](#)

International trade codes for fish and fish products in a user friendly format.



Sources and time periods:

-Fishing and aquaculture production (2018):
FAO's [Global Fishery and Aquaculture Production Statistics](#)

-Fish available for consumption (2017):
FAO's [Fishery and Aquaculture Statistics 2016](#)

-Population (2018), GDP Growth (2013-2018), GDP per Capita (2018):
IMF's [World Economic Outlook Databases](#)

-Imports, Exports and Share of Trade (2000-2018):
FAO's [Global Fishery and Aquaculture Commodities Statistics](#)

-GDP, GDP from fisheries, GDP from agriculture (2018):
World Bank's [World Development Indicators](#),
OECD's [National Accounts Statistics](#) or
UNSD's [National Accounts](#)

-Ease of doing business (2018):
World Bank's [Ease of Doing Business](#) ranking

-Length of Coastline, Exclusive Economic Zone, Exclusive Fishing Zone (2003):
UNEP's [Global Environment Outlook](#)

[GLOBEFISH](#)

Explore more market information on the GLOBEFISH website



[GLOBEFISH on ISSUU](#)

Read GLOBEFISH publications on ISSUU

