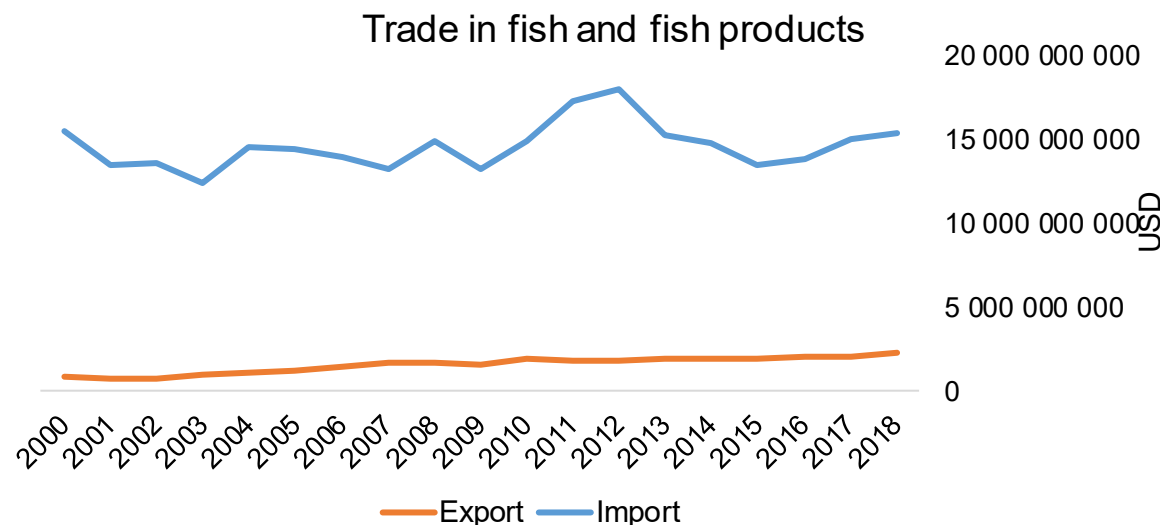




## COUNTRY BRIEF

Population	Ease of doing business rank
127 502 730	27th
Length of coastline	Exclusive economic zone
29 020 km	3 648 390 km <sup>2</sup>
Average GDP growth	GDP per capita
1.59%	USD 39 082



GDP from fisheries

N/A

Fish available for consumption

45.8 kg/capita

Imports of fish and fish products - 2018

USD 15 373 386 000

Agricultural GDP from fisheries

N/A

Fisheries and aquaculture production

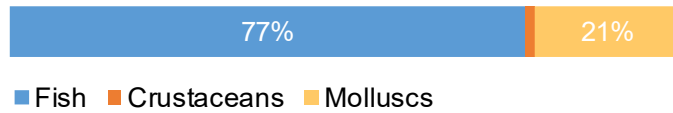
Total	3 906 048 tonnes
Fisheries	84%
Aquaculture	16%

Exports of fish and fish products - 2018


USD 2 323 995 000

## Production and Trade Breakdown

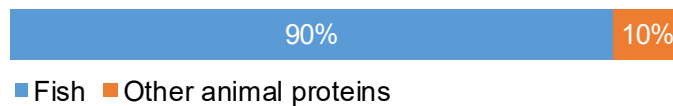
### Production by volume



### Imports by value



### Exports by value



## Production - Top 10 Species (Volume)

Rank	Species	Volume (Tonnes)
1 <sup>st</sup>	Pacific chub mackerel	541 975
2 <sup>nd</sup>	Japanese pilchard	522 376
3 <sup>rd</sup>	Yesso scallop	478 726
4 <sup>th</sup>	Skipjack tuna	215 257
5 <sup>th</sup>	Pacific cupped oyster	176 698
6 <sup>th</sup>	Marine fishes nei	176 333
7 <sup>th</sup>	Japanese amberjack	138 229
8 <sup>th</sup>	Pacific saury	128 929
9 <sup>th</sup>	Alaska pollock	127 497
10 <sup>th</sup>	Japanese jack mackerel	118 599

## Imports - Top 10 Products (Value)

			USD
1 <sup>st</sup>	Shrimps, prawns	frozen	1 507 930 000
		HS 0306.17	
2 <sup>nd</sup>	Tunas, skipjack, stripe-bellied bonito	frozen fillets	795 805 000
		HS 0304.87	
3 <sup>rd</sup>	Shrimps, prawns	prepared or preserved, not in airtight containers	679 473 000
		HS 1605.21	
4 <sup>th</sup>	Pacific salmon	frozen; excluding fillets, livers and roes	647 885 000
		HS 0303.12	
5 <sup>th</sup>	Squid, cuttlefish	frozen	633 853 000
		HS 0307.43	
6 <sup>th</sup>	Livers, roes, milt	frozen	599 506 000
		HS 0303.91	
7 <sup>th</sup>	Fish, other than species in 0304	frozen fillets	552 345 000
		HS 0304.89	
8 <sup>th</sup>	Crabs	frozen	530 659 000
		HS 0306.14	
9 <sup>th</sup>	Fish, other than species in 0304	frozen meat; excluding fillets, livers and roes	523 483 000
		HS 0304.99	
10 <sup>th</sup>	Fish, other than species in 1604	prepared or preserved; whole or in pieces	497 857 000
		HS 1604.19	

## Exports - Top 10 Products (Value)

			USD
1 <sup>st</sup>	Scallops	frozen	351 260 000
		HS 0307.22	
2 <sup>nd</sup>	Mackerel	frozen; excluding fillets, livers and roes	241 312 000
		HS 0303.54	
3 <sup>rd</sup>	Sea cucumbers	prepared or preserved	190 877 000
		HS 1605.61	
4 <sup>th</sup>	Molluscs	prepared or preserved	125 289 000
		HS 1605.59	
5 <sup>th</sup>	Fish, other than species in 0304	frozen fillets	122 770 000
		HS 0304.89	
6 <sup>th</sup>	Fish	prepared or preserved	119 370 000
		HS 1604.20	
7 <sup>th</sup>	Fish, other than species in 0303	frozen; excluding fillets, livers and roes	94 494 000
		HS 0303.89	
8 <sup>th</sup>	Scallops	prepared or preserved	86 864 000
		HS 1605.52	
9 <sup>th</sup>	Molluscs	live, fresh or chilled	79 949 000
		HS 0307.91	
10 <sup>th</sup>	Sardines, sardinella, brisling or sprats	frozen; excluding fillets, livers and roes	75 284 000
		HS 0303.53	

# A GLOBEFISH Product

# Information, Disclaimer

# Sources

Established in 1984, GLOBEFISH is a multi-donor funded project in the Fisheries Division of the Food and Agriculture Organization of the United Nations (FAO), responsible for providing up-to-date market and trade information on fish and fish products.

[Visit our website](#)

[Subscribe to our newsletter](#) or [email us](#)

## Recent Publications



### [Globefish Highlights, 1/2021](#)

Our flagship publication, focused on prices and analysis of market trends covering a variety of major commodities. Released quarterly.



### [Chinese Fish Price Report, 3/2020](#)

Comprehensive coverage of Chinese price trends, market information for commercially significant species, along with industry news and policy updates. Released quarterly.



### [European Price Report, 4/2021](#)

Market and price analysis for fish and fish products in the European market. Released monthly.



This is the first edition of the GLOBEFISH Market Profiles produced for this country, and was made at the beginning of 2021.

These profiles are based on nationally reported data or information published by international agencies. As the profile is intended to reflect the most up to date information available, reporting years may vary between sections and commodities.

The designations employed and the presentation of material in this information product do not imply the expression of any opinion whatsoever on the part of FAO concerning the legal or constitutional status of any country, territory or sea area, or the delimitation of frontiers or boundaries.

The data herein presented is compiled by FAO staff at the time of its production, "as is" and "as available," and every effort is made to ensure, but not guarantee, their timeliness, accuracy and completeness. FAO assumes no responsibility for errors and omissions in the data provided. Users are, however, kindly asked to report any errors or deficiencies in this product to FAO GLOBEFISH ([globefish@fao.org](mailto:globefish@fao.org)).

### **Please note**

Re-exports and re-imports are not included.

The term N/A has been used to indicate that information was not found in the indicated sources. The classification of fish and fish products as either processed or unprocessed is very broad, and is intended for indicative purposes only.

### [HS codes for fish and fish products](#)

International trade codes for fish and fish products in a user friendly format.



Sources and time periods:

-Fishing and aquaculture production (2018):  
FAO's [Global Fishery and Aquaculture Production Statistics](#)

-Fish available for consumption (2017):  
FAO's [Fishery and Aquaculture Statistics 2016](#)

-Population (2018), GDP Growth (2013-2018), GDP per Capita (2018):  
IMF's [World Economic Outlook Databases](#)

-Imports, Exports and Share of Trade (2000-2018):  
FAO's [Global Fishery and Aquaculture Commodities Statistics](#)

-GDP, GDP from fisheries, GDP from agriculture (2018):  
World Bank's [World Development Indicators](#),  
OECD's [National Accounts Statistics](#) or  
UNSD's [National Accounts](#)

-Ease of doing business (2018):  
World Bank's [Ease of Doing Business](#) ranking

-Length of Coastline, Exclusive Economic Zone, Exclusive Fishing Zone (2003):  
UNEP's [Global Environment Outlook](#)

### [GLOBEFISH](#)

Explore more market information on the GLOBEFISH website



### [GLOBEFISH on ISSUU](#)

Read GLOBEFISH publications on ISSUU

