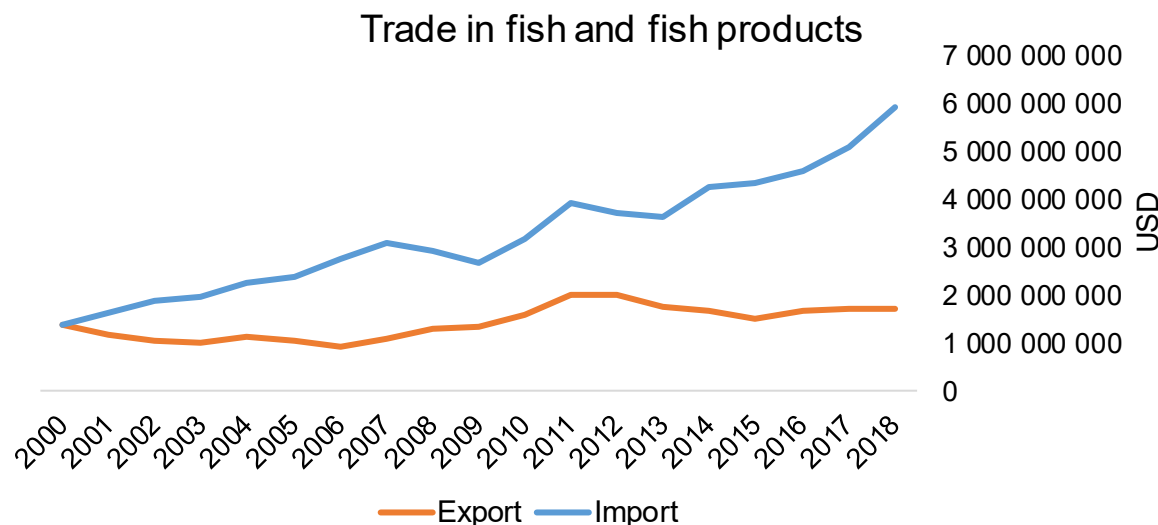




COUNTRY BRIEF

| | |
|---------------------|-----------------------------|
| Population | Ease of doing business rank |
| 51 096 420 | 5th |
| Length of coastline | Exclusive economic zone |
| 12 478 km | 202 585 km ² |
| Average GDP growth | GDP per capita |
| 4.92% | USD 33 622 |



GDP from fisheries

N/A

Fish available for consumption

57.2 kg/capita

Imports of fish and fish products - 2018

USD 5 914 981 000

Agricultural GDP from fisheries

N/A

Fisheries and aquaculture production


| | |
|-------------|------------------|
| Total | 1 962 966 tonnes |
| Fisheries | 71% |
| Aquaculture | 29% |

Exports of fish and fish products - 2018


USD 1 734 681 000

Production and Trade Breakdown

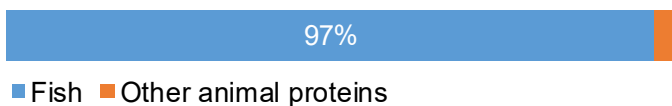
Production by volume



Imports by value



Exports by value



Production - Top 10 Species (Volume)

| Rank | Species | Volume (Tonnes) |
|------------------|-----------------------|-----------------|
| 1 st | Pacific cupped oyster | 340 376 |
| 2 nd | Skipjack tuna | 235 493 |
| 3 rd | Japanese anchovy | 188 684 |
| 4 th | Pacific chub mackerel | 141 780 |
| 5 th | Tuna-like fishes nei | 78 145 |
| 6 th | Japanese carpet shell | 51 611 |
| 7 th | Yellowfin tuna | 51 579 |
| 8 th | Korean mussel | 50 509 |
| 9 th | Largehead hairtail | 49 450 |
| 10 th | Japanese flying squid | 46 274 |

Imports - Top 10 Products (Value)

| | | | USD |
|------------------|----------------------------------|--|-------------|
| 1 st | Fish, other than species in 0303 | frozen; excluding fillets, livers and roes HS 0303.89 | 559 864 000 |
| 2 nd | Shrimps, prawns | frozen HS 0306.17 | 460 775 000 |
| 3 rd | Octopus | frozen HS 0307.52 | 446 057 000 |
| 4 th | Crabs | live, fresh or chilled HS 0306.33 | 363 678 000 |
| 5 th | Squid, cuttlefish | frozen HS 0307.43 | 354 423 000 |
| 6 th | Fish | live HS 0301.99 | 316 304 000 |
| 7 th | Fish, other than species in 0304 | frozen meat; excluding fillets, livers and roes HS 0304.99 | 283 683 000 |
| 8 th | Atlantic, Danube salmon | fresh or chilled; excluding fillets, livers and roes HS 0302.14 | 217 420 000 |
| 9 th | Alaska Pollack | frozen; excluding fillets, livers and roes HS 0303.67 | 203 328 000 |
| 10 th | Crabs | frozen HS 0306.14 | 169 204 000 |

Exports - Top 10 Products (Value)

| | | | USD |
|------------------|--|--|-------------|
| 1 st | Tunas, skipjack, stripe-bellied bonito | frozen fillets HS 0304.87 | 259 196 000 |
| 2 nd | Skipjack, stripe-bellied bonito | frozen; excluding fillets, livers and roes HS 0303.43 | 196 295 000 |
| 3 rd | Crabs | live, fresh or chilled HS 0306.33 | 103 708 000 |
| 4 th | Fish | prepared or preserved HS 1604.20 | 80 458 000 |
| 5 th | Fish, other than species in 0303 | frozen; excluding fillets, livers and roes HS 0303.89 | 70 521 000 |
| 6 th | Yellowfin tunas | frozen; excluding fillets, livers and roes HS 0303.42 | 66 523 000 |
| 7 th | Mackerel | frozen; excluding fillets, livers and roes HS 0303.54 | 65 410 000 |
| 8 th | Fish | live HS 0301.99 | 65 076 000 |
| 9 th | Abalone | live, fresh or chilled HS 0307.81 | 56 330 000 |
| 10 th | Toothfish | frozen; excluding fillets, livers and roes HS 0303.83 | 53 902 000 |

A GLOBEFISH Product

Information, Disclaimer

Sources

Established in 1984, GLOBEFISH is a multi-donor funded project in the Fisheries Division of the Food and Agriculture Organization of the United Nations (FAO), responsible for providing up-to-date market and trade information on fish and fish products.

[Visit our website](#)

[Subscribe to our newsletter](#) or [email us](#)

Recent Publications



[Globefish Highlights, 1/2021](#)

Our flagship publication, focused on prices and analysis of market trends covering a variety of major commodities. Released quarterly.



[Chinese Fish Price Report, 3/2020](#)

Comprehensive coverage of Chinese price trends, market information for commercially significant species, along with industry news and policy updates. Released quarterly.



[European Price Report, 4/2021](#)

Market and price analysis for fish and fish products in the European market. Released monthly.



This is the first edition of the GLOBEFISH Market Profiles produced for this country, and was made at the beginning of 2021.

These profiles are based on nationally reported data or information published by international agencies. As the profile is intended to reflect the most up to date information available, reporting years may vary between sections and commodities.

The designations employed and the presentation of material in this information product do not imply the expression of any opinion whatsoever on the part of FAO concerning the legal or constitutional status of any country, territory or sea area, or the delimitation of frontiers or boundaries.

The data herein presented is compiled by FAO staff at the time of its production, "as is" and "as available," and every effort is made to ensure, but not guarantee, their timeliness, accuracy and completeness. FAO assumes no responsibility for errors and omissions in the data provided. Users are, however, kindly asked to report any errors or deficiencies in this product to FAO GLOBEFISH (globefish@fao.org).

Please note

Re-exports and re-imports are not included.

The term N/A has been used to indicate that information was not found in the indicated sources. The classification of fish and fish products as either processed or unprocessed is very broad, and is intended for indicative purposes only.

[HS codes for fish and fish products](#)

International trade codes for fish and fish products in a user friendly format.



Sources and time periods:

-Fishing and aquaculture production (2018):
FAO's [Global Fishery and Aquaculture Production Statistics](#)

-Fish available for consumption (2017):
FAO's [Fishery and Aquaculture Statistics 2016](#)

-Population (2018), GDP Growth (2013-2018), GDP per Capita (2018):
IMF's [World Economic Outlook Databases](#)

-Imports, Exports and Share of Trade (2000-2018):
FAO's [Global Fishery and Aquaculture Commodities Statistics](#)

-GDP, GDP from fisheries, GDP from agriculture (2018):
World Bank's [World Development Indicators](#),
OECD's [National Accounts Statistics](#) or
UNSD's [National Accounts](#)

-Ease of doing business (2018):
World Bank's [Ease of Doing Business](#) ranking

-Length of Coastline, Exclusive Economic Zone, Exclusive Fishing Zone (2003):
UNEP's [Global Environment Outlook](#)

[GLOBEFISH](#)

Explore more market information on the GLOBEFISH website



[GLOBEFISH on ISSUU](#)

Read GLOBEFISH publications on ISSUU

