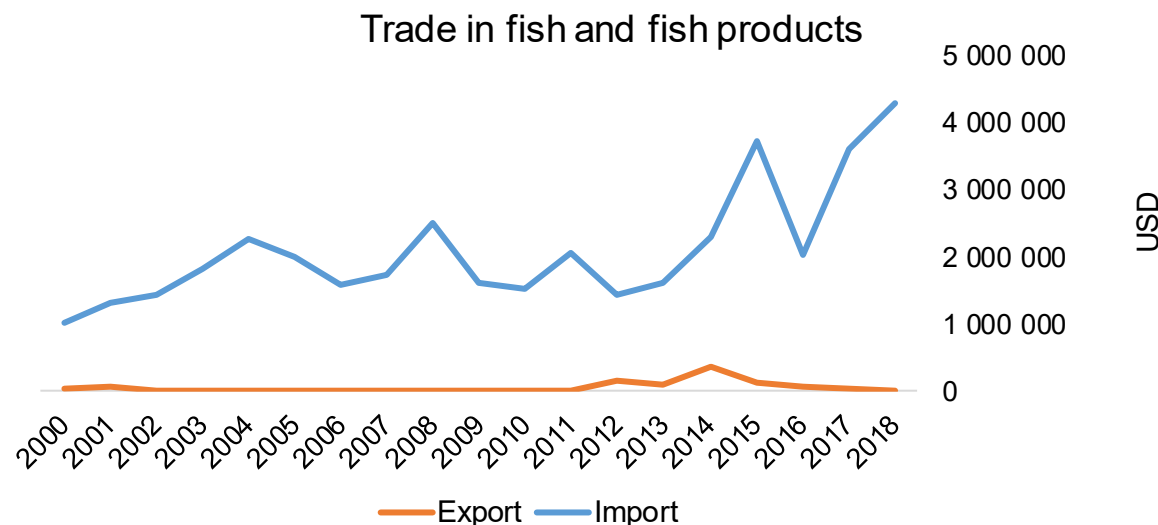




## COUNTRY BRIEF

Population	Ease of doing business rank
6 953 030	194th
Length of coastline	EEZ/EFZ
N/A	N/A
Average GDP growth	GDP per capita
9.30%	USD 2 542



GDP from fisheries

2.13%

Fish available for consumption

25.3 kg/capita

Imports of fish and fish products - 2018

USD 4 307 000

Agricultural GDP from fisheries

13.58%

Fisheries and aquaculture production

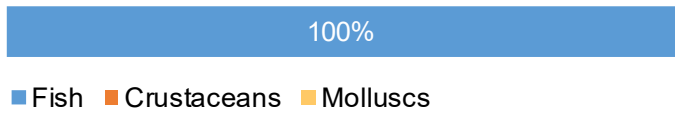
Total	179 100 tonnes
Fisheries	40%
Aquaculture	60%

Exports of fish and fish products - 2018

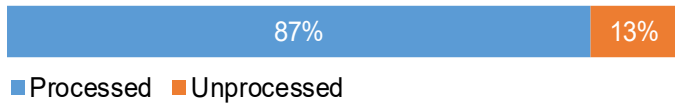
USD 17 000

## Production and Trade Breakdown

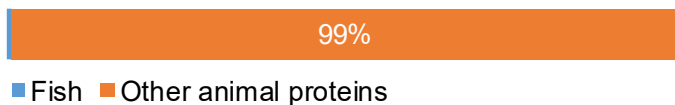
## Production by volume



## Imports by value



## Exports by value



## Production - Top 10 Species (Volume)

Rank	Species	Volume (Tonnes)
1 <sup>st</sup>	Freshwater fishes nei	63 100
2 <sup>nd</sup>	Nile tilapia	31 000
3 <sup>rd</sup>	Cyprinids nei	11 300
4 <sup>th</sup>	Silver carp	9 700
5 <sup>th</sup>	Bighead carp	9 100
6 <sup>th</sup>	Silver barb	7 720
7 <sup>th</sup>	Common carp	7 000
8 <sup>th</sup>	Catla	6 500
9 <sup>th</sup>	Roho labeo	6 500
10 <sup>th</sup>	Grass carp	6 300

## Imports - Top 10 Products (Value)

			USD
1 <sup>st</sup>	Mackerel	prepared or preserved; whole or in pieces HS 1604.15	1 241 000
2 <sup>nd</sup>	Flours, meals, pellets. Unfit for human consumption	from fish or aquatic invertebrates HS 2301.20	1 201 000
3 <sup>rd</sup>	Flours, meals, pellets	from fish, fit for human consumption HS 0305.10	240 000
4 <sup>th</sup>	Fish fats or oils and fractions thereof	not chemically modified or from fish-livers HS 1504.20	188 000
5 <sup>th</sup>	Aquatic invertebrates, other than species in 1605	prepared or preserved HS 1605.69	174 000
6 <sup>th</sup>	Fish, other than species in 0303	frozen; excluding fillets, livers and roes HS 0303.89	171 000
7 <sup>th</sup>	Shrimps, prawns	prepared or preserved, not in airtight containers HS 1605.21	146 000
8 <sup>th</sup>	Sardines, sardinella, brisling or sprats	prepared or preserved; whole or in pieces HS 1604.13	114 000
9 <sup>th</sup>	Tunas	frozen; excluding fillets, livers and roes HS 0303.49	100 000
10 <sup>th</sup>	Fish, other than species in 0304	frozen fillets HS 0304.89	92 000

## Exports - Top 10 Products (Value)

			USD
1 <sup>st</sup>	Fish, other than species in 0303	frozen; excluding fillets, livers and roes HS 0303.89	17 000

# A GLOBEFISH Product

# Information, Disclaimer


# Sources

Established in 1984, GLOBEFISH is a multi-donor funded project in the Fisheries Division of the Food and Agriculture Organization of the United Nations (FAO), responsible for providing up-to-date market and trade information on fish and fish products.

[Visit our website](#)


[Subscribe to our newsletter](#) or [email us](#)

## Recent Publications



### [Globefish Highlights, 1/2021](#)

Our flagship publication, focused on prices and analysis of market trends covering a variety of major commodities. Released quarterly.



### [Chinese Fish Price Report, 3/2020](#)

Comprehensive coverage of Chinese price trends, market information for commercially significant species, along with industry news and policy updates. Released quarterly.



### [European Price Report, 4/2021](#)

Market and price analysis for fish and fish products in the European market. Released monthly.



This is the first edition of the GLOBEFISH Market Profiles produced for this country, and was made at the beginning of 2021.

These profiles are based on nationally reported data or information published by international agencies. As the profile is intended to reflect the most up to date information available, reporting years may vary between sections and commodities.

The designations employed and the presentation of material in this information product do not imply the expression of any opinion whatsoever on the part of FAO concerning the legal or constitutional status of any country, territory or sea area, or the delimitation of frontiers or boundaries.

The data herein presented is compiled by FAO staff at the time of its production, "as is" and "as available," and every effort is made to ensure, but not guarantee, their timeliness, accuracy and completeness. FAO assumes no responsibility for errors and omissions in the data provided. Users are, however, kindly asked to report any errors or deficiencies in this product to FAO GLOBEFISH ([globefish@fao.org](mailto:globefish@fao.org)).

### Please note

Re-exports and re-imports are not included.

The term N/A has been used to indicate that information was not found in the indicated sources. The classification of fish and fish products as either processed or unprocessed is very broad, and is intended for indicative purposes only.

### [HS codes for fish and fish products](#)

International trade codes for fish and fish products in a user friendly format.



Sources and time periods:

-Fishing and aquaculture production (2018):  
FAO's [Global Fishery and Aquaculture Production Statistics](#)

-Fish available for consumption (2017):  
FAO's [Fishery and Aquaculture Statistics 2016](#)

-Population (2018), GDP Growth (2013-2018), GDP per Capita (2018):  
IMF's [World Economic Outlook Databases](#)

-Imports, Exports and Share of Trade (2000-2018):  
FAO's [Global Fishery and Aquaculture Commodities Statistics](#)

-GDP, GDP from fisheries, GDP from agriculture (2018):  
World Bank's [World Development Indicators](#),  
OECD's [National Accounts Statistics](#) or  
UNSD's [National Accounts](#)

-Ease of doing business (2018):  
World Bank's [Ease of Doing Business](#) ranking

-Length of Coastline, Exclusive Economic Zone, Exclusive Fishing Zone (2003):  
UNEP's [Global Environment Outlook](#)

### [GLOBEFISH](#)

Explore more market information on the GLOBEFISH website



### [GLOBEFISH on ISSUU](#)

Read GLOBEFISH publications on ISSUU

