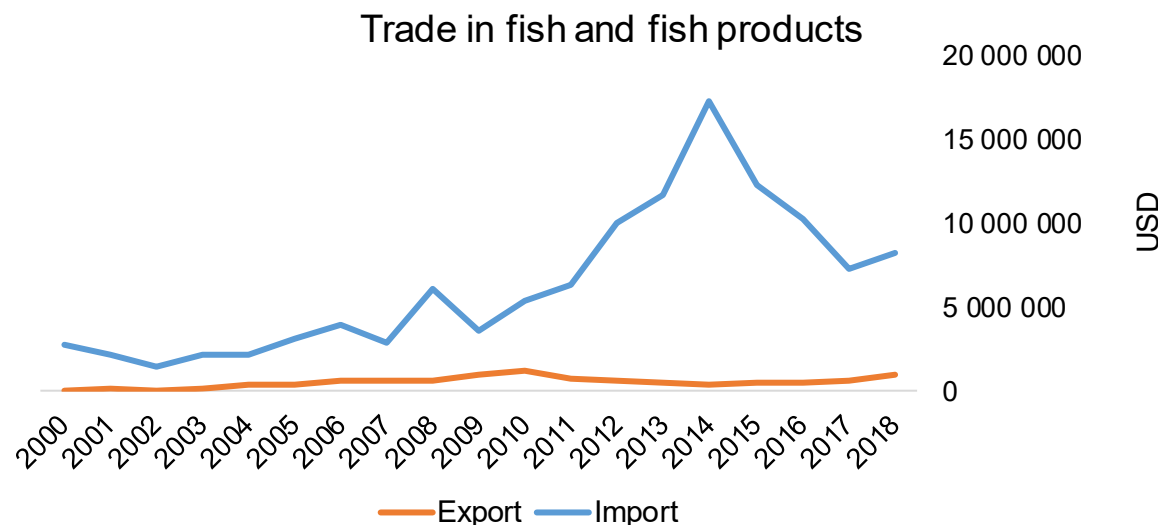




COUNTRY BRIEF

Population	Ease of doing business rank
4 702 230	218th
Length of coastline	Exclusive fishing zone
842 km	239 100 km ²
Average GDP growth	GDP per capita
N/A	USD 440



GDP from fisheries

N/A

Fish available for consumption

4.8 kg/capita

Imports of fish and fish products - 2018

USD 8 257 000

Agricultural GDP from fisheries

N/A

Fisheries and aquaculture production

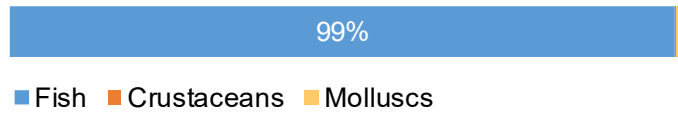
Total	14 355 tonnes
Fisheries	98%
Aquaculture	2%

Exports of fish and fish products - 2018

USD 981 000

Production and Trade Breakdown

Production by volume



Imports by value



Exports by value



Production - Top 10 Species (Volume)

Rank	Species	Volume (Tonnes)
1 st	Barracudas nei	5 287
2 nd	Lesser African threadfin	1 035
3 rd	Marine fishes nei	1 033
4 th	Bobo croaker	847
5 th	Dentex nei	804
6 th	West African croakers nei	682
7 th	Gorean snapper	502
8 th	Atlantic bonito	476
9 th	Halfbeaks nei	352
10 th	Tonguefishes	345

Imports - Top 10 Products (Value)

			USD
1 st	Sardines, sardinella, brisling or sprats	prepared or preserved; whole or in pieces HS 1604.13	2 559 000
2 nd	Fish, other than species in 0303	frozen; excluding fillets, livers and roes HS 0303.89	2 321 000
3 rd	Jack, horse mackerel	frozen; excluding fillets, livers and roes HS 0303.55	1 038 000
4 th	Fish	frozen; excluding fillets, livers and roes HS 0303.69	397 000
5 th	Blue whittings	frozen; excluding fillets, livers and roes HS 0303.68	370 000
6 th	Mackerel	frozen; excluding fillets, livers and roes HS 0303.54	256 000
7 th	Shrimps, prawns	prepared or preserved, in airtight containers HS 1605.29	212 000
8 th	Mackerel	prepared or preserved; whole or in pieces HS 1604.15	196 000
9 th	Blue whittings	fresh or chilled; excluding fillets, livers and roes HS 0302.56	193 000
10 th	Herrings	smoked, including fillets HS 0305.42	141 000

Exports - Top 10 Products (Value)

			USD
1 st	Fish, other than species in 0303	frozen; excluding fillets, livers and roes HS 0303.89	495 000
2 nd	Fish heads, tails, maws	dried, smoked, salted or in brine HS 0305.72	446 000
3 rd	Cod	dried, whether or not salted; not smoked HS 0305.51	30 000
4 th	Crustaceans	prepared or preserved HS 1605.40	4 000
5 th	Herrings	smoked, including fillets HS 0305.42	3 000
6 th	Octopus	dried, smoked, salted or in brine HS 0307.59	3 000

A GLOBEFISH Product

Information, Disclaimer

Sources

Established in 1984, GLOBEFISH is a multi-donor funded project in the Fisheries Division of the Food and Agriculture Organization of the United Nations (FAO), responsible for providing up-to-date market and trade information on fish and fish products.

[Visit our website](#)


[Subscribe to our newsletter](#) or [email us](#)

Recent Publications



[Globefish Highlights, 1/2021](#)

Our flagship publication, focused on prices and analysis of market trends covering a variety of major commodities. Released quarterly.



[Chinese Fish Price Report, 3/2020](#)

Comprehensive coverage of Chinese price trends, market information for commercially significant species, along with industry news and policy updates. Released quarterly.



[European Price Report, 4/2021](#)

Market and price analysis for fish and fish products in the European market. Released monthly.



This is the first edition of the GLOBEFISH Market Profiles produced for this country, and was made at the beginning of 2021.

These profiles are based on nationally reported data or information published by international agencies. As the profile is intended to reflect the most up to date information available, reporting years may vary between sections and commodities.

The designations employed and the presentation of material in this information product do not imply the expression of any opinion whatsoever on the part of FAO concerning the legal or constitutional status of any country, territory or sea area, or the delimitation of frontiers or boundaries.

The data herein presented is compiled by FAO staff at the time of its production, "as is" and "as available," and every effort is made to ensure, but not guarantee, their timeliness, accuracy and completeness. FAO assumes no responsibility for errors and omissions in the data provided. Users are, however, kindly asked to report any errors or deficiencies in this product to FAO GLOBEFISH (globefish@fao.org).

Please note

Re-exports and re-imports are not included.

The term N/A has been used to indicate that information was not found in the indicated sources. The classification of fish and fish products as either processed or unprocessed is very broad, and is intended for indicative purposes only.

[HS codes for fish and fish products](#)

International trade codes for fish and fish products in a user friendly format.



Sources and time periods:

-Fishing and aquaculture production (2018):
FAO's [Global Fishery and Aquaculture Production Statistics](#)

-Fish available for consumption (2017):
FAO's [Fishery and Aquaculture Statistics 2016](#)

-Population (2018), GDP Growth (2013-2018), GDP per Capita (2018):
IMF's [World Economic Outlook Databases](#)

-Imports, Exports and Share of Trade (2000-2018):
FAO's [Global Fishery and Aquaculture Commodities Statistics](#)

-GDP, GDP from fisheries, GDP from agriculture (2018):
World Bank's [World Development Indicators](#),
OECD's [National Accounts Statistics](#) or
UNSD's [National Accounts](#)

-Ease of doing business (2018):
World Bank's [Ease of Doing Business](#) ranking

-Length of Coastline, Exclusive Economic Zone, Exclusive Fishing Zone (2003):
UNEP's [Global Environment Outlook](#)

[GLOBEFISH](#)

Explore more market information on the GLOBEFISH website



[GLOBEFISH on ISSUU](#)

Read GLOBEFISH publications on ISSUU

