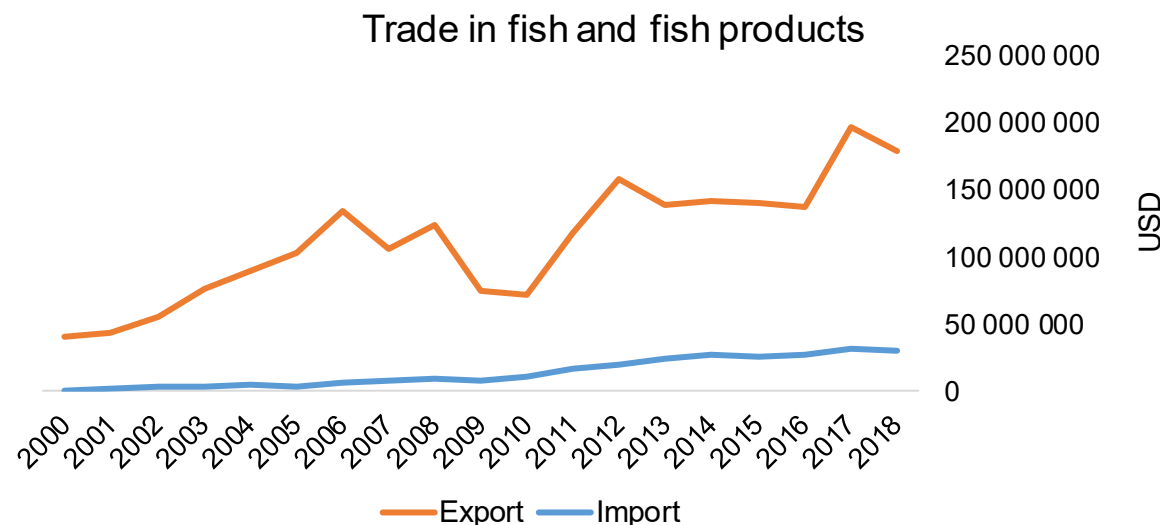




## COUNTRY BRIEF

Population	Ease of doing business rank
496 400	179th
Length of coastline	Exclusive economic zone
2 002 km	870 623 km <sup>2</sup>
Average GDP growth	GDP per capita
9.60%	USD 10 331



GDP from fisheries

4.50%

Fish available for consumption

90.5 kg/capita

Imports of fish and fish products - 2018

USD 30 280 000

Agricultural GDP from fisheries

80.55%

Fisheries and aquaculture production

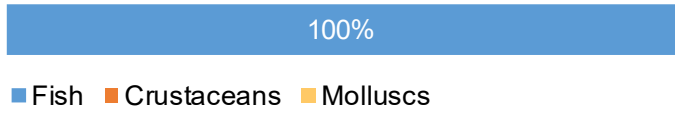
Total	151 013 tonnes
Fisheries	100%
Aquaculture	0%

Exports of fish and fish products - 2018

USD 178 386 000

## Production and Trade Breakdown

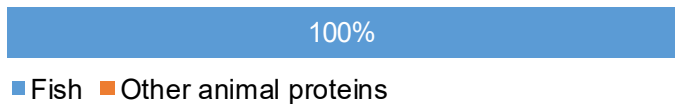
### Production by volume



### Imports by value



### Exports by value



## Production - Top 10 Species (Volume)

Rank	Species	Volume (Tonnes)
1 <sup>st</sup>	Skipjack tuna	100 099
2 <sup>nd</sup>	Yellowfin tuna	47 217
3 <sup>rd</sup>	Marine fishes nei	2 161
4 <sup>th</sup>	Bigeye tuna	433
5 <sup>th</sup>	Frigate and bullet tunas	339
6 <sup>th</sup>	Swordfish	310
7 <sup>th</sup>	Blue marlin	91
8 <sup>th</sup>	Kawakawa	91
9 <sup>th</sup>	Indo-Pacific sailfish	74
10 <sup>th</sup>	Black marlin	70

## Imports - Top 10 Products (Value)

			USD
1 <sup>st</sup>	Shrimps, prawns	frozen HS 0306.17	8 409 000
2 <sup>nd</sup>	Lobsters	frozen HS 0306.12	2 407 000
3 <sup>rd</sup>	Crabs	frozen HS 0306.14	1 862 000
4 <sup>th</sup>	Salmonidae	frozen; excluding fillets, livers and roes HS 0303.19	1 417 000
5 <sup>th</sup>	Squid, cuttlefish	live, fresh or chilled HS 0307.42	1 067 000
6 <sup>th</sup>	Squid, cuttlefish	frozen HS 0307.43	1 033 000
7 <sup>th</sup>	Mackerel	frozen; excluding fillets, livers and roes HS 0303.54	959 000
8 <sup>th</sup>	Pacific, Atlantic, Danube salmon	smoked, including fillets HS 0305.41	957 000
9 <sup>th</sup>	Fish, other than species in 0303	frozen; excluding fillets, livers and roes HS 0303.89	955 000
10 <sup>th</sup>	Scallops	frozen HS 0307.22	924 000

## Exports - Top 10 Products (Value)

			USD
1 <sup>st</sup>	Skipjack, stripe-bellied bonito	frozen; excluding fillets, livers and roes HS 0303.43	59 104 000
2 <sup>nd</sup>	Tunas, skipjack, bonito	prepared or preserved; whole or in pieces HS 1604.14	40 525 000
3 <sup>rd</sup>	Fish	fresh or chilled fillets HS 0304.49	28 223 000
4 <sup>th</sup>	Yellowfin tunas	fresh or chilled; excluding fillets, livers and roes HS 0302.32	19 177 000
5 <sup>th</sup>	Yellowfin tunas	frozen; excluding fillets, livers and roes HS 0303.42	12 243 000
6 <sup>th</sup>	Fish	dried, whether or not salted; not smoked HS 0305.59	5 302 000
7 <sup>th</sup>	Flours, meals, pellets. Unfit for human consumption	from fish or aquatic invertebrates HS 2301.20	3 303 000
8 <sup>th</sup>	Tunas, skipjack, stripe- bellied bonito	frozen fillets HS 0304.87	2 862 000
9 <sup>th</sup>	Fish, other than species in 0302	fresh or chilled; excluding fillets, livers and roes HS 0302.89	2 765 000
10 <sup>th</sup>	Swordfish	frozen; excluding fillets, livers and roes HS 0303.57	1 017 000

# A GLOBEFISH Product

# Information, Disclaimer

# Sources

Established in 1984, GLOBEFISH is a multi-donor funded project in the Fisheries Division of the Food and Agriculture Organization of the United Nations (FAO), responsible for providing up-to-date market and trade information on fish and fish products.

[Visit our website](#)


[Subscribe to our newsletter](#) or [email us](#)

## Recent Publications



### [Globefish Highlights, 1/2021](#)

Our flagship publication, focused on prices and analysis of market trends covering a variety of major commodities. Released quarterly.



### [Chinese Fish Price Report, 3/2020](#)

Comprehensive coverage of Chinese price trends, market information for commercially significant species, along with industry news and policy updates. Released quarterly.



### [European Price Report, 4/2021](#)

Market and price analysis for fish and fish products in the European market. Released monthly.



This is the first edition of the GLOBEFISH Market Profiles produced for this country, and was made at the beginning of 2021.

These profiles are based on nationally reported data or information published by international agencies. As the profile is intended to reflect the most up to date information available, reporting years may vary between sections and commodities.

The designations employed and the presentation of material in this information product do not imply the expression of any opinion whatsoever on the part of FAO concerning the legal or constitutional status of any country, territory or sea area, or the delimitation of frontiers or boundaries.

The data herein presented is compiled by FAO staff at the time of its production, "as is" and "as available," and every effort is made to ensure, but not guarantee, their timeliness, accuracy and completeness. FAO assumes no responsibility for errors and omissions in the data provided. Users are, however, kindly asked to report any errors or deficiencies in this product to FAO GLOBEFISH ([globefish@fao.org](mailto:globefish@fao.org)).

### Please note

Re-exports and re-imports are not included.

The term N/A has been used to indicate that information was not found in the indicated sources. The classification of fish and fish products as either processed or unprocessed is very broad, and is intended for indicative purposes only.

### [HS codes for fish and fish products](#)

International trade codes for fish and fish products in a user friendly format.



Sources and time periods:

-Fishing and aquaculture production (2018):  
FAO's [Global Fishery and Aquaculture Production Statistics](#)

-Fish available for consumption (2017):  
FAO's [Fishery and Aquaculture Statistics 2016](#)

-Population (2018), GDP Growth (2013-2018), GDP per Capita (2018):  
IMF's [World Economic Outlook Databases](#)

-Imports, Exports and Share of Trade (2000-2018):  
FAO's [Global Fishery and Aquaculture Commodities Statistics](#)

-GDP, GDP from fisheries, GDP from agriculture (2018):  
World Bank's [World Development Indicators](#),  
OECD's [National Accounts Statistics](#) or  
UNSD's [National Accounts](#)

-Ease of doing business (2018):  
World Bank's [Ease of Doing Business](#) ranking

-Length of Coastline, Exclusive Economic Zone, Exclusive Fishing Zone (2003):  
UNEP's [Global Environment Outlook](#)

### [GLOBEFISH](#)

Explore more market information on the GLOBEFISH website



### [GLOBEFISH on ISSUU](#)

Read GLOBEFISH publications on ISSUU

