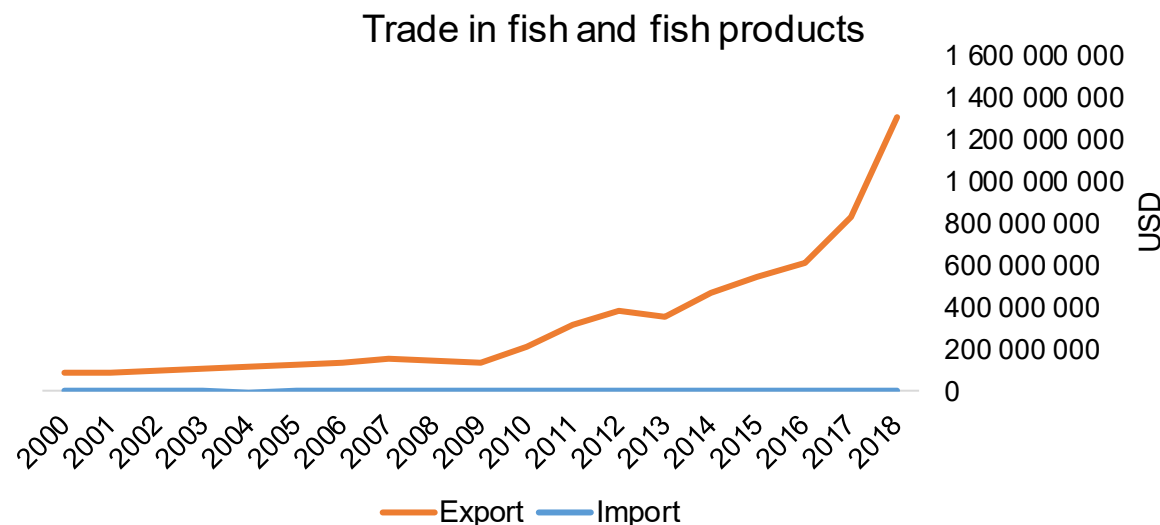




## COUNTRY BRIEF

Population	Ease of doing business rank
4 282 570	195th
Length of coastline	Exclusive economic zone
1 268 km	141 334 km <sup>2</sup>
Average GDP growth	GDP per capita
6.05%	USD 1 730



GDP from fisheries

4.68%

Fish available for consumption

9.2 kg/capita

Imports of fish and fish products - 2018

USD 1 941 000

Agricultural GDP from fisheries

23.34%

Fisheries and aquaculture production

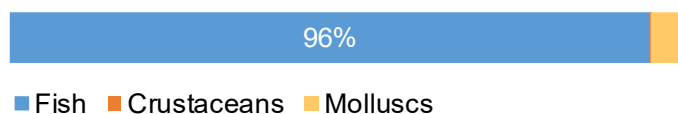
Total	967 707 tonnes
Fisheries	100%
Aquaculture	0%

Exports of fish and fish products - 2018


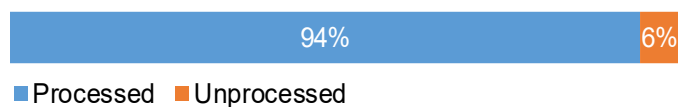
USD 1 311 130 000

## Production and Trade Breakdown

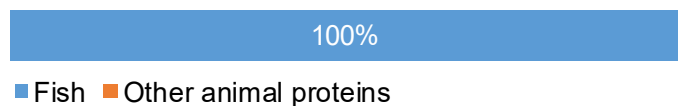
### Production by volume



### Imports by value



### Exports by value



## Production - Top 10 Species (Volume)

Rank	Species	Volume (Tonnes)
1 <sup>st</sup>	Sardinellas nei	340 198
2 <sup>nd</sup>	European pilchard	324 967
3 <sup>rd</sup>	Marine fishes nei	40 610
4 <sup>th</sup>	Leaping African mullet	35 931
5 <sup>th</sup>	Bonga shad	30 183
6 <sup>th</sup>	Octopuses, etc. nei	29 216
7 <sup>th</sup>	Pelagic fishes nei	28 220
8 <sup>th</sup>	Atlantic chub mackerel	18 993
9 <sup>th</sup>	Freshwater fishes nei	15 000
10 <sup>th</sup>	Jack and horse mackerels nei	13 786

## Imports - Top 10 Products (Value)

			USD
1 <sup>st</sup>	Sardines, sardinella, brisling or sprats	prepared or preserved; whole or in pieces HS 1604.13	1 709 000
2 <sup>nd</sup>	Mackerel	frozen; excluding fillets, livers and roes HS 0303.54	83 000
3 <sup>rd</sup>	Tunas, skipjack, bonito	prepared or preserved; whole or in pieces HS 1604.14	75 000
4 <sup>th</sup>	Tunas	fresh or chilled; excluding fillets, livers and roes HS 0302.39	30 000
5 <sup>th</sup>	Shrimps, prawns	dried, smoked, salted or in brine HS 0306.95	25 000
6 <sup>th</sup>	Shrimps, prawns	prepared or preserved, not in airtight containers HS 1605.21	8 000
7 <sup>th</sup>	Fish, other than species in 1604	prepared or preserved; whole or in pieces HS 1604.19	4 000
8 <sup>th</sup>	Livers, roes, milt	fresh or chilled HS 0302.91	3 000
9 <sup>th</sup>	Pacific salmon	frozen; excluding fillets, livers and roes HS 0303.12	2 000
10 <sup>th</sup>	Mackerel	prepared or preserved; whole or in pieces HS 1604.15	1 000

## Exports - Top 10 Products (Value)

			USD
1 <sup>st</sup>	Octopus	frozen HS 0307.52	380 432 000
2 <sup>nd</sup>	Jack, horse mackerel	frozen; excluding fillets, livers and roes HS 0303.55	188 296 000
3 <sup>rd</sup>	Flours, meals, pellets. Unfit for human consumption	from fish or aquatic invertebrates HS 2301.20	181 115 000
4 <sup>th</sup>	Fish, other than species in 0303	frozen; excluding fillets, livers and roes HS 0303.89	131 036 000
5 <sup>th</sup>	Fish fats or oils and fractions thereof	not chemically modified or from fish-livers HS 1504.20	113 190 000
6 <sup>th</sup>	Mackerel	frozen; excluding fillets, livers and roes HS 0303.54	105 952 000
7 <sup>th</sup>	Sardines, sardinella, brisling or sprats	frozen; excluding fillets, livers and roes HS 0303.53	69 148 000
8 <sup>th</sup>	Squid, cuttlefish	frozen HS 0307.43	49 767 000
9 <sup>th</sup>	Fish, other than species in 0302	fresh or chilled; excluding fillets, livers and roes HS 0302.89	20 000 000
10 <sup>th</sup>	Seabream	fresh or chilled; excluding fillets, livers and roes HS 0302.85	11 251 000

# A GLOBEFISH Product

# Information, Disclaimer


# Sources

Established in 1984, GLOBEFISH is a multi-donor funded project in the Fisheries Division of the Food and Agriculture Organization of the United Nations (FAO), responsible for providing up-to-date market and trade information on fish and fish products.

[Visit our website](#)


[Subscribe to our newsletter](#) or [email us](#)

## Recent Publications



### [Globefish Highlights, 1/2021](#)

Our flagship publication, focused on prices and analysis of market trends covering a variety of major commodities. Released quarterly.



### [Chinese Fish Price Report, 3/2020](#)

Comprehensive coverage of Chinese price trends, market information for commercially significant species, along with industry news and policy updates. Released quarterly.



### [European Price Report, 4/2021](#)

Market and price analysis for fish and fish products in the European market. Released monthly.



This is the first edition of the GLOBEFISH Market Profiles produced for this country, and was made at the beginning of 2021.

These profiles are based on nationally reported data or information published by international agencies. As the profile is intended to reflect the most up to date information available, reporting years may vary between sections and commodities.

The designations employed and the presentation of material in this information product do not imply the expression of any opinion whatsoever on the part of FAO concerning the legal or constitutional status of any country, territory or sea area, or the delimitation of frontiers or boundaries.

The data herein presented is compiled by FAO staff at the time of its production, "as is" and "as available," and every effort is made to ensure, but not guarantee, their timeliness, accuracy and completeness. FAO assumes no responsibility for errors and omissions in the data provided. Users are, however, kindly asked to report any errors or deficiencies in this product to FAO GLOBEFISH ([globefish@fao.org](mailto:globefish@fao.org)).

### **Please note**

Re-exports and re-imports are not included.

The term N/A has been used to indicate that information was not found in the indicated sources. The classification of fish and fish products as either processed or unprocessed is very broad, and is intended for indicative purposes only.

### [HS codes for fish and fish products](#)

International trade codes for fish and fish products in a user friendly format.



Sources and time periods:

-Fishing and aquaculture production (2018):  
FAO's [Global Fishery and Aquaculture Production Statistics](#)

-Fish available for consumption (2017):  
FAO's [Fishery and Aquaculture Statistics 2016](#)

-Population (2018), GDP Growth (2013-2018), GDP per Capita (2018):  
IMF's [World Economic Outlook Databases](#)

-Imports, Exports and Share of Trade (2000-2018):  
FAO's [Global Fishery and Aquaculture Commodities Statistics](#)

-GDP, GDP from fisheries, GDP from agriculture (2018):  
World Bank's [World Development Indicators](#),  
OECD's [National Accounts Statistics](#) or  
UNSD's [National Accounts](#)

-Ease of doing business (2018):  
World Bank's [Ease of Doing Business](#) ranking

-Length of Coastline, Exclusive Economic Zone, Exclusive Fishing Zone (2003):  
UNEP's [Global Environment Outlook](#)

### [GLOBEFISH](#)

Explore more market information on the GLOBEFISH website



### [GLOBEFISH on ISSUU](#)

Read GLOBEFISH publications on ISSUU

