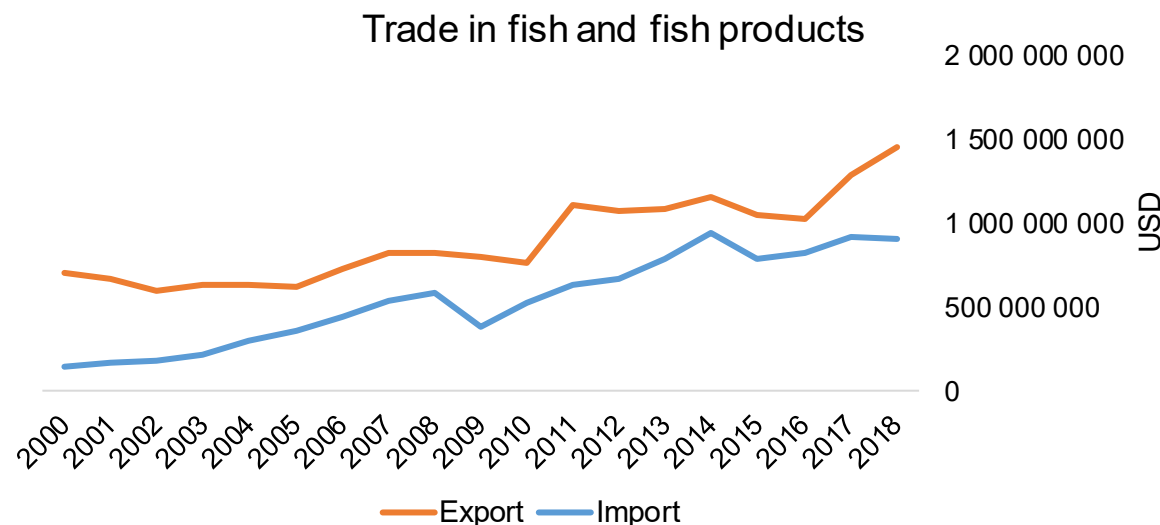




## COUNTRY BRIEF

Population	Ease of doing business rank
124 777 320	64th
Length of coastline	Exclusive economic zone
23 761 km	2 997 680 km <sup>2</sup>
Average GDP growth	GDP per capita
7.68%	USD 9 695



GDP from fisheries

N/A

Fish available for consumption

14.7 kg/capita

Imports of fish and fish products - 2018

USD 911 439 000

Agricultural GDP from fisheries

N/A

Fisheries and aquaculture production

Total 1 939 237 tonnes

Fisheries 87%


Aquaculture 13%

Exports of fish and fish products - 2018

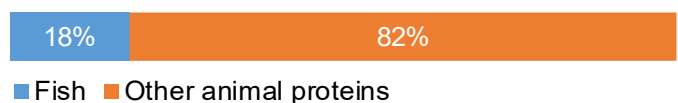
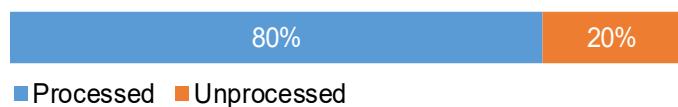
USD 1 456 446 000

## Production and Trade Breakdown


### Production by volume



### Imports by value



### Exports by value



## Production - Top 10 Species (Volume)

Rank	Species	Volume (Tonnes)
1 <sup>st</sup>	Pacific thread herring	289 113
2 <sup>nd</sup>	Tilapias nei	189 568
3 <sup>rd</sup>	Whiteleg shrimp	171 506
4 <sup>th</sup>	California pilchard	120 509
5 <sup>th</sup>	Yellowfin tuna	110 515
6 <sup>th</sup>	Pacific chub mackerel	91 086
7 <sup>th</sup>	Red-eye round herring	64 075
8 <sup>th</sup>	American cupped oyster	49 631
9 <sup>th</sup>	Common carp	48 089
10 <sup>th</sup>	Marine fishes nei	47 697

## Imports - Top 10 Products (Value)

			USD
1 <sup>st</sup>	Tilapias	frozen fillets	183 402 000
		HS 0304.61	
2 <sup>nd</sup>	Catfish	frozen fillets	96 836 000
		HS 0304.62	
3 <sup>rd</sup>	Pacific, Atlantic, Danube salmon	frozen fillets	92 145 000
		HS 0304.81	
4 <sup>th</sup>	Skipjack, stripe-bellied bonito	frozen; excluding fillets, livers and roes	78 508 000
		HS 0303.43	
5 <sup>th</sup>	Tunas, skipjack, bonito	prepared or preserved; whole or in pieces	69 846 000
		HS 1604.14	
6 <sup>th</sup>	Shrimps, prawns	prepared or preserved, in airtight containers	43 840 000
		HS 1605.29	
7 <sup>th</sup>	Squid, cuttlefish	dried, smoked, salted or in brine	34 553 000
		HS 0307.49	
8 <sup>th</sup>	Shrimps, prawns	frozen	29 071 000
		HS 0306.17	
9 <sup>th</sup>	Fish	prepared or preserved	28 219 000
		HS 1604.20	
10 <sup>th</sup>	Yellowfin tunas	frozen; excluding fillets, livers and roes	25 459 000
		HS 0303.42	

## Exports - Top 10 Products (Value)

			USD
1 <sup>st</sup>	Shrimps, prawns	frozen	359 353 000
		HS 0306.17	
2 <sup>nd</sup>	Flours, meals, pellets. Unfit for human consumption	from fish or aquatic invertebrates	165 877 000
		HS 2301.20	
3 <sup>rd</sup>	Atlantic, Pacific, southern bluefin tunas	fresh or chilled; excluding fillets, livers and roes	123 085 000
		HS 0302.35	
4 <sup>th</sup>	Octopus	dried, smoked, salted or in brine	101 572 000
		HS 0307.59	
5 <sup>th</sup>	Crustaceans, other than species in 0306	dried, smoked, salted or in brine, flours, meals, pellets	70 554 000
		HS 0306.99	
6 <sup>th</sup>	Tunas, skipjack, bonito	prepared or preserved; whole or in pieces	59 669 000
		HS 1604.14	
7 <sup>th</sup>	Yellowfin tunas	frozen; excluding fillets, livers and roes	58 530 000
		HS 0303.42	
8 <sup>th</sup>	Fish, other than species in 0302	fresh or chilled; excluding fillets, livers and roes	53 393 000
		HS 0302.89	
9 <sup>th</sup>	Crab	prepared or preserved	46 476 000
		HS 1605.10	
10 <sup>th</sup>	Tunas, skipjack, stripe-bellied bonito	frozen fillets	36 032 000
		HS 0304.87	

# A GLOBEFISH Product

# Information, Disclaimer

# Sources

Established in 1984, GLOBEFISH is a multi-donor funded project in the Fisheries Division of the Food and Agriculture Organization of the United Nations (FAO), responsible for providing up-to-date market and trade information on fish and fish products.

[Visit our website](#)

[Subscribe to our newsletter](#) or [email us](#)

## Recent Publications



### [Globefish Highlights, 1/2021](#)

Our flagship publication, focused on prices and analysis of market trends covering a variety of major commodities. Released quarterly.



### [Chinese Fish Price Report, 3/2020](#)

Comprehensive coverage of Chinese price trends, market information for commercially significant species, along with industry news and policy updates. Released quarterly.



### [European Price Report, 4/2021](#)

Market and price analysis for fish and fish products in the European market. Released monthly.



This is the first edition of the GLOBEFISH Market Profiles produced for this country, and was made at the beginning of 2021.

These profiles are based on nationally reported data or information published by international agencies. As the profile is intended to reflect the most up to date information available, reporting years may vary between sections and commodities.

The designations employed and the presentation of material in this information product do not imply the expression of any opinion whatsoever on the part of FAO concerning the legal or constitutional status of any country, territory or sea area, or the delimitation of frontiers or boundaries.

The data herein presented is compiled by FAO staff at the time of its production, "as is" and "as available," and every effort is made to ensure, but not guarantee, their timeliness, accuracy and completeness. FAO assumes no responsibility for errors and omissions in the data provided. Users are, however, kindly asked to report any errors or deficiencies in this product to FAO GLOBEFISH ([globefish@fao.org](mailto:globefish@fao.org)).

### Please note

Re-exports and re-imports are not included.

The term N/A has been used to indicate that information was not found in the indicated sources. The classification of fish and fish products as either processed or unprocessed is very broad, and is intended for indicative purposes only.

### [HS codes for fish and fish products](#)

International trade codes for fish and fish products in a user friendly format.



Sources and time periods:

-Fishing and aquaculture production (2018):  
FAO's [Global Fishery and Aquaculture Production Statistics](#)

-Fish available for consumption (2017):  
FAO's [Fishery and Aquaculture Statistics 2016](#)

-Population (2018), GDP Growth (2013-2018), GDP per Capita (2018):  
IMF's [World Economic Outlook Databases](#)

-Imports, Exports and Share of Trade (2000-2018):  
FAO's [Global Fishery and Aquaculture Commodities Statistics](#)

-GDP, GDP from fisheries, GDP from agriculture (2018):  
World Bank's [World Development Indicators](#),  
OECD's [National Accounts Statistics](#) or  
UNSD's [National Accounts](#)

-Ease of doing business (2018):  
World Bank's [Ease of Doing Business](#) ranking

-Length of Coastline, Exclusive Economic Zone, Exclusive Fishing Zone (2003):  
UNEP's [Global Environment Outlook](#)

### [GLOBEFISH](#)

Explore more market information on the GLOBEFISH website



### [GLOBEFISH on ISSUU](#)

Read GLOBEFISH publications on ISSUU

