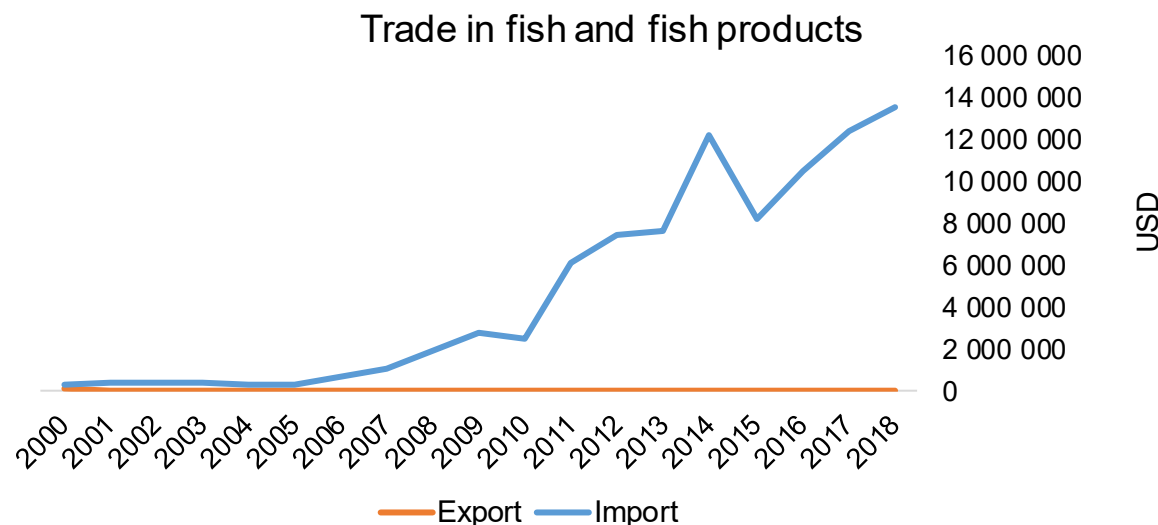




COUNTRY BRIEF

Population	Ease of doing business rank
27 632 680	127th
Length of coastline	EEZ/EFZ
N/A	N/A
Average GDP growth	GDP per capita
N/A	USD 991



GDP from fisheries

N/A

Fish available for consumption

3.1 kg/capita

Imports of fish and fish products - 2018

USD 13 514 000

Agricultural GDP from fisheries

N/A

Fisheries and aquaculture production

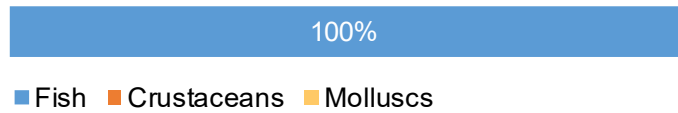
Total	86 864 tonnes
Fisheries	24%
Aquaculture	76%

Exports of fish and fish products - 2018

USD 13 000

Production and Trade Breakdown

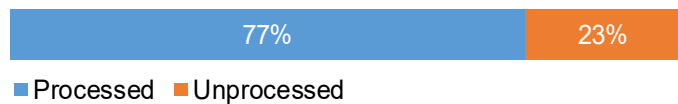
Production by volume



Imports by value



Exports by value



Production - Top 10 Species (Volume)

Rank	Species	Volume (Tonnes)
1 st	Freshwater fishes nei	21 000
2 nd	Mrigal carp	15 600
3 rd	Common carp	14 500
4 th	Grass carp	7 880
5 th	Bighead carp	7 450
6 th	Silver carp	6 965
7 th	Roho labeo	6 750
8 th	North African catfish	2 100
9 th	Catla	1 590
10 th	Striped catfish	1 500

Imports - Top 10 Products (Value)

			USD
1 st	Fish	live	4 999 000
		HS 0301.99	
2 nd	Salmonidae	fresh or chilled; excluding fillets, livers and roes	1 464 000
		HS 0302.19	
3 rd	Non-freshwater ornamental fish	live	998 000
		HS 0301.19	
4 th	Catfish	frozen fillets	954 000
		HS 0304.62	
5 th	Fish	dried, whether or not salted; not smoked	800 000
		HS 0305.59	
6 th	Freshwater ornamental fish	live	680 000
		HS 0301.11	
7 th	Catfish	fresh or chilled; excluding fillets, livers and roes	488 000
		HS 0302.72	
8 th	Flours, meals, pellets. Unfit for human consumption	from fish or aquatic invertebrates	468 000
		HS 2301.20	
9 th	Fish, other than species in 0302	fresh or chilled; excluding fillets, livers and roes	330 000
		HS 0302.89	
10 th	Fish, other than species in 0304.5	fresh or chilled meat; excluding fillets, livers, roes	280 000
		HS 0304.59	

Exports - Top 10 Products (Value)

			USD
1 st	Flours, meals, pellets. Unfit for human consumption	from fish or aquatic invertebrates	10 000
		HS 2301.20	
2 nd	Fish	live	3 000
		HS 0301.99	

A GLOBEFISH Product

Information, Disclaimer

Sources

Established in 1984, GLOBEFISH is a multi-donor funded project in the Fisheries Division of the Food and Agriculture Organization of the United Nations (FAO), responsible for providing up-to-date market and trade information on fish and fish products.

[Visit our website](#)


[Subscribe to our newsletter](#) or [email us](#)

Recent Publications



[Globefish Highlights, 1/2021](#)

Our flagship publication, focused on prices and analysis of market trends covering a variety of major commodities. Released quarterly.



[Chinese Fish Price Report, 3/2020](#)

Comprehensive coverage of Chinese price trends, market information for commercially significant species, along with industry news and policy updates. Released quarterly.



[European Price Report, 4/2021](#)

Market and price analysis for fish and fish products in the European market. Released monthly.



This is the first edition of the GLOBEFISH Market Profiles produced for this country, and was made at the beginning of 2021.

These profiles are based on nationally reported data or information published by international agencies. As the profile is intended to reflect the most up to date information available, reporting years may vary between sections and commodities.

The designations employed and the presentation of material in this information product do not imply the expression of any opinion whatsoever on the part of FAO concerning the legal or constitutional status of any country, territory or sea area, or the delimitation of frontiers or boundaries.

The data herein presented is compiled by FAO staff at the time of its production, "as is" and "as available," and every effort is made to ensure, but not guarantee, their timeliness, accuracy and completeness. FAO assumes no responsibility for errors and omissions in the data provided. Users are, however, kindly asked to report any errors or deficiencies in this product to FAO GLOBEFISH (globefish@fao.org).

Please note

Re-exports and re-imports are not included.

The term N/A has been used to indicate that information was not found in the indicated sources. The classification of fish and fish products as either processed or unprocessed is very broad, and is intended for indicative purposes only.

[HS codes for fish and fish products](#)

International trade codes for fish and fish products in a user friendly format.



Sources and time periods:

-Fishing and aquaculture production (2018):
FAO's [Global Fishery and Aquaculture Production Statistics](#)

-Fish available for consumption (2017):
FAO's [Fishery and Aquaculture Statistics 2016](#)

-Population (2018), GDP Growth (2013-2018), GDP per Capita (2018):
IMF's [World Economic Outlook Databases](#)

-Imports, Exports and Share of Trade (2000-2018):
FAO's [Global Fishery and Aquaculture Commodities Statistics](#)

-GDP, GDP from fisheries, GDP from agriculture (2018):
World Bank's [World Development Indicators](#),
OECD's [National Accounts Statistics](#) or
UNSD's [National Accounts](#)

-Ease of doing business (2018):
World Bank's [Ease of Doing Business](#) ranking

-Length of Coastline, Exclusive Economic Zone, Exclusive Fishing Zone (2003):
UNEP's [Global Environment Outlook](#)

[GLOBEFISH](#)

Explore more market information on the GLOBEFISH website



[GLOBEFISH on ISSUU](#)

Read GLOBEFISH publications on ISSUU

