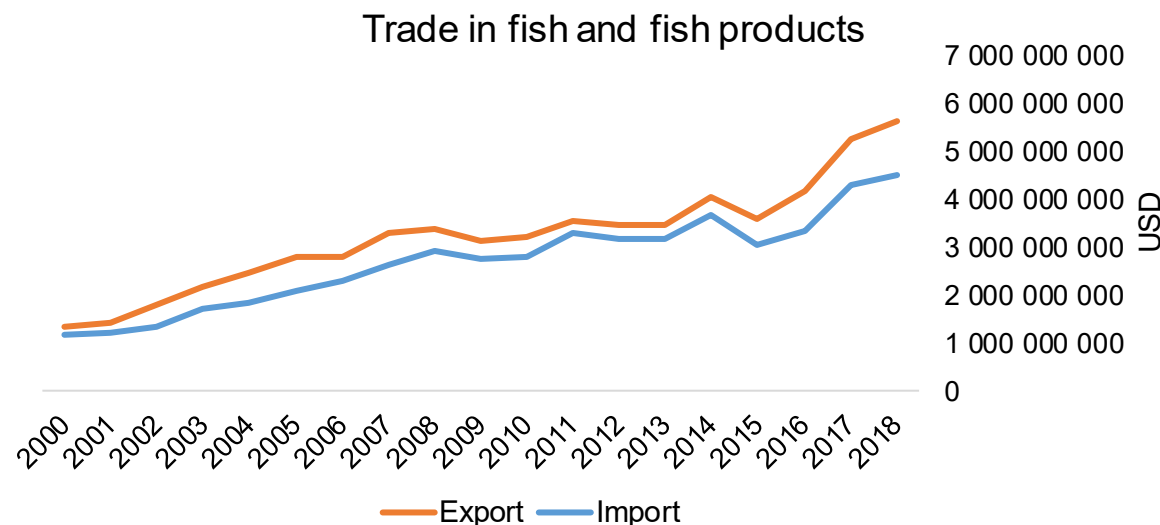




## COUNTRY BRIEF

Population	Ease of doing business rank
17 021 350	40th
Length of coastline	Exclusive fishing zone
1 914 km	50 309 km <sup>2</sup>
Average GDP growth	GDP per capita
4.10%	USD 53 583



GDP from fisheries

N/A

Fish available for consumption

22.0 kg/capita

Imports of fish and fish products - 2018

USD 4 518 627 000

Agricultural GDP from fisheries

N/A

Fisheries and aquaculture production

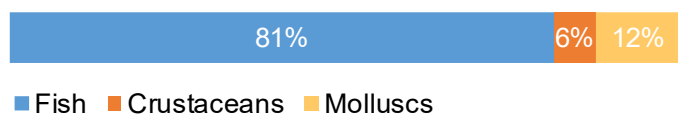
Total	465 049 tonnes
Fisheries	89%
Aquaculture	11%

Exports of fish and fish products - 2018


USD 5 619 599 000

## Production and Trade Breakdown

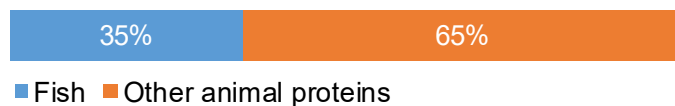
### Production by volume



### Imports by value



### Exports by value



## Production - Top 10 Species (Volume)

Rank	Species	Volume (Tonnes)
1 <sup>st</sup>	Blue whiting	120 939
2 <sup>nd</sup>	Atlantic herring	115 064
3 <sup>rd</sup>	Blue mussel	45 500
4 <sup>th</sup>	Atlantic horse mackerel	30 707
5 <sup>th</sup>	Atlantic mackerel	30 132
6 <sup>th</sup>	Common shrimp	27 385
7 <sup>th</sup>	European plaice	26 378
8 <sup>th</sup>	European pilchard	15 915
9 <sup>th</sup>	Common sole	8 622
10 <sup>th</sup>	Pod razor shell	6 109

## Imports - Top 10 Products (Value)

			USD
1 <sup>st</sup>	Shrimps, prawns	frozen HS 0306.17	429 165 000
2 <sup>nd</sup>	Tunas, skipjack, bonito	prepared or preserved; whole or in pieces HS 1604.14	279 816 000
3 <sup>rd</sup>	Cod	frozen fillets HS 0304.71	247 137 000
4 <sup>th</sup>	Cod	frozen; excluding fillets, livers and roes HS 0303.63	197 775 000
5 <sup>th</sup>	Shrimps, prawns	prepared or preserved, not in airtight containers HS 1605.21	197 377 000
6 <sup>th</sup>	Atlantic, Danube salmon	fresh or chilled; excluding fillets, livers and roes HS 0302.14	158 156 000
7 <sup>th</sup>	Cod	salted or in brine, not dried or smoked HS 0305.62	127 583 000
8 <sup>th</sup>	Shrimps, prawns	prepared or preserved, in airtight containers HS 1605.29	123 753 000
9 <sup>th</sup>	Fish	fresh or chilled fillets HS 0304.49	107 568 000
10 <sup>th</sup>	Fish	fresh or chilled fillets HS 0304.44	98 355 000

## Exports - Top 10 Products (Value)

			USD
1 <sup>st</sup>	Tunas, skipjack, bonito	prepared or preserved; whole or in pieces HS 1604.14	321 488 000
2 <sup>nd</sup>	Shrimps, prawns	frozen HS 0306.17	298 938 000
3 <sup>rd</sup>	Cod	frozen fillets HS 0304.71	224 331 000
4 <sup>th</sup>	Herrings	frozen; excluding fillets, livers and roes HS 0303.51	212 429 000
5 <sup>th</sup>	Pacific, Atlantic, Danube salmon	fresh or chilled fillets HS 0304.41	194 408 000
6 <sup>th</sup>	Shrimps, prawns	prepared or preserved, in airtight containers HS 1605.29	187 503 000
7 <sup>th</sup>	Cod	frozen; excluding fillets, livers and roes HS 0303.63	183 250 000
8 <sup>th</sup>	Mussels	live, fresh or chilled HS 0307.31	177 958 000
9 <sup>th</sup>	Mackerel	frozen; excluding fillets, livers and roes HS 0303.54	170 746 000
10 <sup>th</sup>	Shrimps, prawns	prepared or preserved, not in airtight containers HS 1605.21	164 918 000

# A GLOBEFISH Product

# Information, Disclaimer


# Sources

Established in 1984, GLOBEFISH is a multi-donor funded project in the Fisheries Division of the Food and Agriculture Organization of the United Nations (FAO), responsible for providing up-to-date market and trade information on fish and fish products.

[Visit our website](#)


[Subscribe to our newsletter](#) or [email us](#)

## Recent Publications



### [Globefish Highlights, 1/2021](#)

Our flagship publication, focused on prices and analysis of market trends covering a variety of major commodities. Released quarterly.



### [Chinese Fish Price Report, 3/2020](#)

Comprehensive coverage of Chinese price trends, market information for commercially significant species, along with industry news and policy updates. Released quarterly.



### [European Price Report, 4/2021](#)

Market and price analysis for fish and fish products in the European market. Released monthly.



This is the first edition of the GLOBEFISH Market Profiles produced for this country, and was made at the beginning of 2021.

These profiles are based on nationally reported data or information published by international agencies. As the profile is intended to reflect the most up to date information available, reporting years may vary between sections and commodities.

The designations employed and the presentation of material in this information product do not imply the expression of any opinion whatsoever on the part of FAO concerning the legal or constitutional status of any country, territory or sea area, or the delimitation of frontiers or boundaries.

The data herein presented is compiled by FAO staff at the time of its production, "as is" and "as available," and every effort is made to ensure, but not guarantee, their timeliness, accuracy and completeness. FAO assumes no responsibility for errors and omissions in the data provided. Users are, however, kindly asked to report any errors or deficiencies in this product to FAO GLOBEFISH ([globefish@fao.org](mailto:globefish@fao.org)).

### **Please note**

Re-exports and re-imports are not included.

The term N/A has been used to indicate that information was not found in the indicated sources. The classification of fish and fish products as either processed or unprocessed is very broad, and is intended for indicative purposes only.

### [HS codes for fish and fish products](#)

International trade codes for fish and fish products in a user friendly format.



Sources and time periods:

-Fishing and aquaculture production (2018):  
FAO's [Global Fishery and Aquaculture Production Statistics](#)

-Fish available for consumption (2017):  
FAO's [Fishery and Aquaculture Statistics 2016](#)

-Population (2018), GDP Growth (2013-2018), GDP per Capita (2018):  
IMF's [World Economic Outlook Databases](#)

-Imports, Exports and Share of Trade (2000-2018):  
FAO's [Global Fishery and Aquaculture Commodities Statistics](#)

-GDP, GDP from fisheries, GDP from agriculture (2018):  
World Bank's [World Development Indicators](#),  
OECD's [National Accounts Statistics](#) or  
UNSD's [National Accounts](#)

-Ease of doing business (2018):  
World Bank's [Ease of Doing Business](#) ranking

-Length of Coastline, Exclusive Economic Zone, Exclusive Fishing Zone (2003):  
UNEP's [Global Environment Outlook](#)

### [GLOBEFISH](#)

Explore more market information on the GLOBEFISH website



### [GLOBEFISH on ISSUU](#)

Read GLOBEFISH publications on ISSUU

