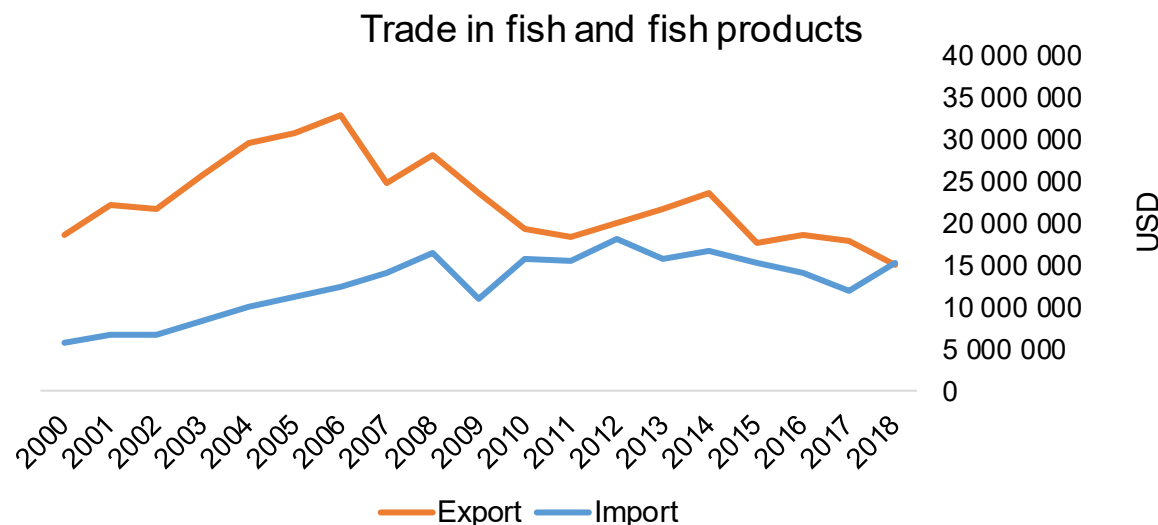




COUNTRY BRIEF

Population	Ease of doing business rank
277 150	N/A
Length of coastline	Exclusive economic zone
3 624 km	1 347 960 km ²
Average GDP growth	GDP per capita
N/A	USD 36 335



GDP from fisheries

N/A

Fish available for consumption

24.1 kg/capita

Imports of fish and fish products - 2018

USD 15 284 000

Agricultural GDP from fisheries

N/A

Fisheries and aquaculture production


Total	4 681 tonnes
Fisheries	65%
Aquaculture	35%

Exports of fish and fish products - 2018

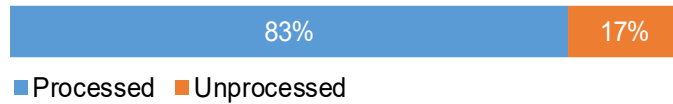
USD 15 149 000

Production and Trade Breakdown

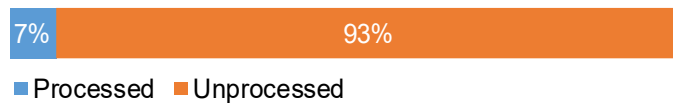
Production by volume



Imports by value



Exports by value



Production - Top 10 Species (Volume)

Rank	Species	Volume (Tonnes)
1 st	Albacore	1 752
2 nd	Blue shrimp	1 505
3 rd	Yellowfin tuna	467
4 th	Sea cucumbers nei	192
5 th	Mullets nei	131
6 th	Marine fishes nei	120
7 th	Sandfish	100
8 th	Marine crustaceans nei	78
9 th	Marine crabs nei	65
10 th	Striped marlin	52

Imports - Top 10 Products (Value)

			USD
1 st	Flours, meals, pellets. Unfit for human consumption	from fish or aquatic invertebrates HS 2301.20	5 901 000
2 nd	Sardines, sardinella, brisling or sprats	prepared or preserved; whole or in pieces HS 1604.13	1 439 000
3 rd	Oysters	live, fresh or chilled HS 0307.11	1 343 000
4 th	Fish	prepared or preserved HS 1604.20	688 000
5 th	Tunas, skipjack, bonito	prepared or preserved; whole or in pieces HS 1604.14	579 000
6 th	Pacific, Atlantic, Danube salmon	frozen fillets HS 0304.81	524 000
7 th	Pacific, Atlantic, Danube salmon	smoked, including fillets HS 0305.41	454 000
8 th	Mussels	prepared or preserved HS 1605.53	448 000
9 th	Fish, other than species in 1604	prepared or preserved; whole or in pieces HS 1604.19	312 000
10 th	Fish, other than species in 0304.7	frozen fillets HS 0304.79	299 000

Exports - Top 10 Products (Value)

			USD
1 st	Shrimps, prawns	frozen HS 0306.17	12 112 000
2 nd	Yellowfin tunas	fresh or chilled; excluding fillets, livers and roes HS 0302.32	956 000
3 rd	Molluscs	dried, smoked, salted or in brine HS 0307.99	464 000
4 th	Albacore or longfinned tunas	fresh or chilled; excluding fillets, livers and roes HS 0302.31	409 000
5 th	Sea cucumbers	dried, smoked, salted or in brine or smoked HS 0308.19	314 000
6 th	Fish	fresh or chilled fillets HS 0304.49	238 000
7 th	Non-freshwater ornamental fish	live HS 0301.19	217 000
8 th	Albacore or longfinned tunas	frozen; excluding fillets, livers and roes HS 0303.41	194 000
9 th	Shrimps, prawns	frozen; cold-water species HS 0306.16	103 000
10 th	Bigeye tunas	fresh or chilled; excluding fillets, livers and roes HS 0302.34	94 000

A GLOBEFISH Product

Information, Disclaimer


Sources

Established in 1984, GLOBEFISH is a multi-donor funded project in the Fisheries Division of the Food and Agriculture Organization of the United Nations (FAO), responsible for providing up-to-date market and trade information on fish and fish products.

[Visit our website](#)


[Subscribe to our newsletter](#) or [email us](#)

Recent Publications



[Globefish Highlights, 1/2021](#)

Our flagship publication, focused on prices and analysis of market trends covering a variety of major commodities. Released quarterly.



[Chinese Fish Price Report, 3/2020](#)

Comprehensive coverage of Chinese price trends, market information for commercially significant species, along with industry news and policy updates. Released quarterly.



[European Price Report, 4/2021](#)

Market and price analysis for fish and fish products in the European market. Released monthly.



This is the first edition of the GLOBEFISH Market Profiles produced for this country, and was made at the beginning of 2021.

These profiles are based on nationally reported data or information published by international agencies. As the profile is intended to reflect the most up to date information available, reporting years may vary between sections and commodities.

The designations employed and the presentation of material in this information product do not imply the expression of any opinion whatsoever on the part of FAO concerning the legal or constitutional status of any country, territory or sea area, or the delimitation of frontiers or boundaries.

The data herein presented is compiled by FAO staff at the time of its production, "as is" and "as available," and every effort is made to ensure, but not guarantee, their timeliness, accuracy and completeness. FAO assumes no responsibility for errors and omissions in the data provided. Users are, however, kindly asked to report any errors or deficiencies in this product to FAO GLOBEFISH (globefish@fao.org).

Please note

Re-exports and re-imports are not included.

The term N/A has been used to indicate that information was not found in the indicated sources. The classification of fish and fish products as either processed or unprocessed is very broad, and is intended for indicative purposes only.

[HS codes for fish and fish products](#)

International trade codes for fish and fish products in a user friendly format.



Sources and time periods:

-Fishing and aquaculture production (2018):
FAO's [Global Fishery and Aquaculture Production Statistics](#)

-Fish available for consumption (2017):
FAO's [Fishery and Aquaculture Statistics 2016](#)

-Population (2018), GDP Growth (2013-2018), GDP per Capita (2018):
IMF's [World Economic Outlook Databases](#)

-Imports, Exports and Share of Trade (2000-2018):
FAO's [Global Fishery and Aquaculture Commodities Statistics](#)

-GDP, GDP from fisheries, GDP from agriculture (2018):
World Bank's [World Development Indicators](#),
OECD's [National Accounts Statistics](#) or
UNSD's [National Accounts](#)

-Ease of doing business (2018):
World Bank's [Ease of Doing Business](#) ranking

-Length of Coastline, Exclusive Economic Zone, Exclusive Fishing Zone (2003):
UNEP's [Global Environment Outlook](#)

[GLOBEFISH](#)

Explore more market information on the GLOBEFISH website



[GLOBEFISH on ISSUU](#)

Read GLOBEFISH publications on ISSUU

