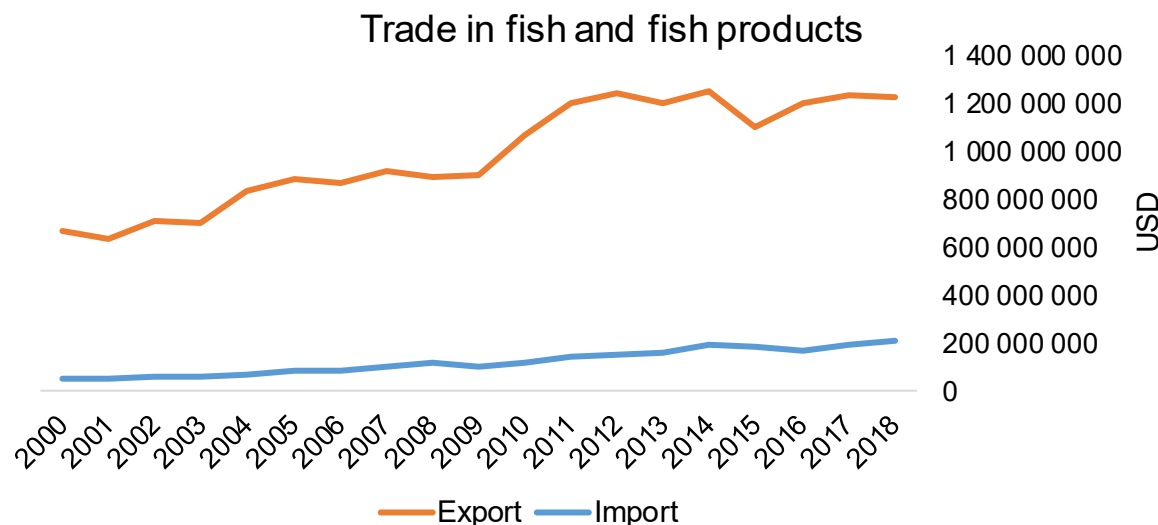




## COUNTRY BRIEF

Population	Ease of doing business rank
4 702 030	1st
Length of coastline	Exclusive economic zone
17 209 km	3 887 440 km <sup>2</sup>
Average GDP growth	GDP per capita
5.58%	USD 43 836



GDP from fisheries

N/A

Fish available for consumption

25.0 kg/capita

Imports of fish and fish products - 2018

USD 211 384 000

Agricultural GDP from fisheries

N/A

Fisheries and aquaculture production

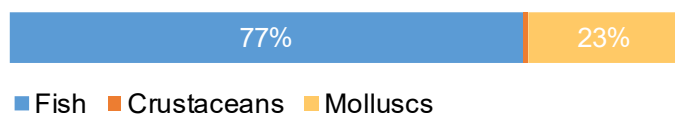
Total	511 644 tonnes
Fisheries	80%
Aquaculture	20%

Exports of fish and fish products - 2018


USD 1 226 024 000

## Production and Trade Breakdown

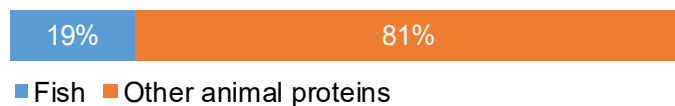
### Production by volume



### Imports by value



### Exports by value



## Production - Top 10 Species (Volume)

Rank	Species	Volume (Tonnes)
1 <sup>st</sup>	Blue grenadier	132 787
2 <sup>nd</sup>	New Zealand mussel	86 176
3 <sup>rd</sup>	Jack and horse mackerels nei	48 313
4 <sup>th</sup>	Snoek	26 490
5 <sup>th</sup>	Wellington flying squid	22 813
6 <sup>th</sup>	Pink cusk-eel	18 125
7 <sup>th</sup>	Southern blue whiting	16 563
8 <sup>th</sup>	Chinook salmon	16 291
9 <sup>th</sup>	Oreo dories nei	10 033
10 <sup>th</sup>	Blue mackerel	9 962

## Imports - Top 10 Products (Value)

			USD
1 <sup>st</sup>	Tunas, skipjack, bonito	prepared or preserved; whole or in pieces HS 1604.14	34 598 000
2 <sup>nd</sup>	Shrimps, prawns	frozen HS 0306.17	33 406 000
3 <sup>rd</sup>	Fish fats or oils and fractions thereof	not chemically modified or from fish-livers HS 1504.20	18 425 000
4 <sup>th</sup>	Shrimps, prawns	prepared or preserved, not in airtight containers HS 1605.21	13 936 000
5 <sup>th</sup>	Fish	prepared or preserved HS 1604.20	13 511 000
6 <sup>th</sup>	Pacific, Atlantic, Danube salmon	smoked, including fillets HS 0305.41	10 436 000
7 <sup>th</sup>	Fish, other than species in 0304.7	frozen fillets HS 0304.79	7 843 000
8 <sup>th</sup>	Fish, other than species in 1604	prepared or preserved; whole or in pieces HS 1604.19	7 002 000
9 <sup>th</sup>	Squid, cuttlefish	frozen HS 0307.43	6 903 000
10 <sup>th</sup>	Salmon	prepared or preserved; whole or in pieces HS 1604.11	5 958 000

## Exports - Top 10 Products (Value)

			USD
1 <sup>st</sup>	Lobsters	live, fresh or chilled HS 0306.32	206 141 000
2 <sup>nd</sup>	Mussels	frozen HS 0307.32	147 394 000
3 <sup>rd</sup>	Fish, other than species in 0304.7	frozen fillets HS 0304.79	138 875 000
4 <sup>th</sup>	Fish, other than species in 0303	frozen; excluding fillets, livers and roes HS 0303.89	103 265 000
5 <sup>th</sup>	Squid, cuttlefish	frozen HS 0307.43	80 754 000
6 <sup>th</sup>	Fish	frozen; excluding fillets, livers and roes HS 0303.69	49 755 000
7 <sup>th</sup>	Jack, horse mackerel	frozen; excluding fillets, livers and roes HS 0303.55	47 361 000
8 <sup>th</sup>	Pacific salmon	fresh or chilled; excluding fillets, livers and roes HS 0302.13	47 156 000
9 <sup>th</sup>	Fish, other than species in 0302	fresh or chilled; excluding fillets, livers and roes HS 0302.89	40 594 000
10 <sup>th</sup>	Flours, meals, pellets. Unfit for human consumption	from fish or aquatic invertebrates HS 2301.20	31 453 000

# A GLOBEFISH Product

# Information, Disclaimer


# Sources

Established in 1984, GLOBEFISH is a multi-donor funded project in the Fisheries Division of the Food and Agriculture Organization of the United Nations (FAO), responsible for providing up-to-date market and trade information on fish and fish products.

[Visit our website](#)

[Subscribe to our newsletter](#) or [email us](#)

## Recent Publications



### [Globefish Highlights, 1/2021](#)

Our flagship publication, focused on prices and analysis of market trends covering a variety of major commodities. Released quarterly.



### [Chinese Fish Price Report, 3/2020](#)

Comprehensive coverage of Chinese price trends, market information for commercially significant species, along with industry news and policy updates. Released quarterly.



### [European Price Report, 4/2021](#)

Market and price analysis for fish and fish products in the European market. Released monthly.



This is the first edition of the GLOBEFISH Market Profiles produced for this country, and was made at the beginning of 2021.

These profiles are based on nationally reported data or information published by international agencies. As the profile is intended to reflect the most up to date information available, reporting years may vary between sections and commodities.

The designations employed and the presentation of material in this information product do not imply the expression of any opinion whatsoever on the part of FAO concerning the legal or constitutional status of any country, territory or sea area, or the delimitation of frontiers or boundaries.

The data herein presented is compiled by FAO staff at the time of its production, "as is" and "as available," and every effort is made to ensure, but not guarantee, their timeliness, accuracy and completeness. FAO assumes no responsibility for errors and omissions in the data provided. Users are, however, kindly asked to report any errors or deficiencies in this product to FAO GLOBEFISH ([globefish@fao.org](mailto:globefish@fao.org)).

### **Please note**

Re-exports and re-imports are not included.

The term N/A has been used to indicate that information was not found in the indicated sources. The classification of fish and fish products as either processed or unprocessed is very broad, and is intended for indicative purposes only.

### [HS codes for fish and fish products](#)

International trade codes for fish and fish products in a user friendly format.



Sources and time periods:

-Fishing and aquaculture production (2018):  
FAO's [Global Fishery and Aquaculture Production Statistics](#)

-Fish available for consumption (2017):  
FAO's [Fishery and Aquaculture Statistics 2016](#)

-Population (2018), GDP Growth (2013-2018), GDP per Capita (2018):  
IMF's [World Economic Outlook Databases](#)

-Imports, Exports and Share of Trade (2000-2018):  
FAO's [Global Fishery and Aquaculture Commodities Statistics](#)

-GDP, GDP from fisheries, GDP from agriculture (2018):  
World Bank's [World Development Indicators](#),  
OECD's [National Accounts Statistics](#) or  
UNSD's [National Accounts](#)

-Ease of doing business (2018):  
World Bank's [Ease of Doing Business](#) ranking

-Length of Coastline, Exclusive Economic Zone, Exclusive Fishing Zone (2003):  
UNEP's [Global Environment Outlook](#)

### [GLOBEFISH](#)

Explore more market information on the GLOBEFISH website



### [GLOBEFISH on ISSUU](#)

Read GLOBEFISH publications on ISSUU

