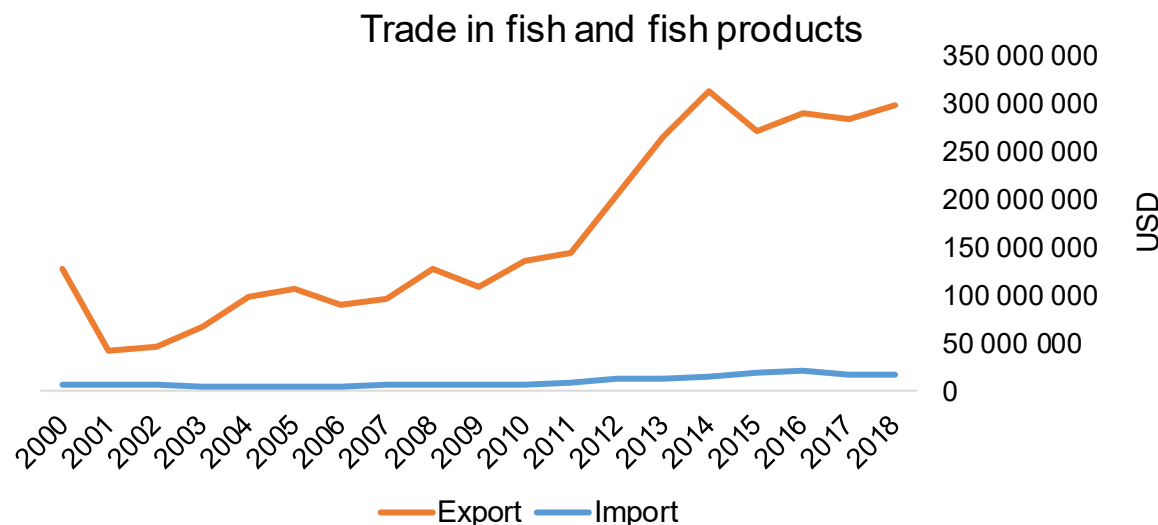




## COUNTRY BRIEF

Population	Ease of doing business rank
6 384 850	170th
Length of coastline	Exclusive fishing zone
1 915 km	94 900 km <sup>2</sup>
Average GDP growth	GDP per capita
N/A	USD 2 029



GDP from fisheries

N/A

Fish available for consumption

6.9 kg/capita

Imports of fish and fish products - 2018

USD 16 581 000

Agricultural GDP from fisheries

N/A

Fisheries and aquaculture production

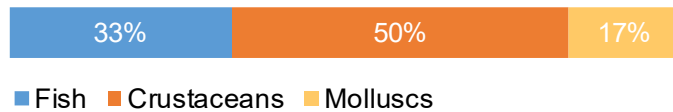
Total	84 022 tonnes
Fisheries	65%
Aquaculture	35%

Exports of fish and fish products - 2018

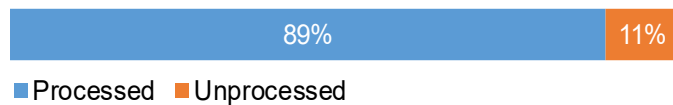
USD 297 484 000

## Production and Trade Breakdown

### Production by volume



### Imports by value



### Exports by value



## Production - Top 10 Species (Volume)

Rank	Species	Volume (Tonnes)
1 <sup>st</sup>	Whiteleg shrimp	29 458
2 <sup>nd</sup>	Stromboid conchs nei	12 395
3 <sup>rd</sup>	Sea cucumbers nei	8 063
4 <sup>th</sup>	Skipjack tuna	7 759
5 <sup>th</sup>	Yellowfin tuna	7 556
6 <sup>th</sup>	Caribbean spiny lobster	4 335
7 <sup>th</sup>	Snappers nei	1 760
8 <sup>th</sup>	Penaeus shrimps nei	1 612
9 <sup>th</sup>	Craylets, squat lobsters nei	1 610
10 <sup>th</sup>	Bigeye tuna	1 519

## Imports - Top 10 Products (Value)

			USD
1 <sup>st</sup>	Tunas, skipjack, bonito	prepared or preserved; whole or in pieces HS 1604.14	4 653 000
2 <sup>nd</sup>	Sardines, sardinella, brisling or sprats	prepared or preserved; whole or in pieces HS 1604.13	4 050 000
3 <sup>rd</sup>	Flours, meals, pellets. Unfit for human consumption	from fish or aquatic invertebrates HS 2301.20	2 191 000
4 <sup>th</sup>	Catfish	frozen fillets HS 0304.62	1 939 000
5 <sup>th</sup>	Shrimps, prawns	frozen HS 0306.17	1 264 000
6 <sup>th</sup>	Fish fats or oils and fractions thereof	not chemically modified or from fish-livers HS 1504.20	626 000
7 <sup>th</sup>	Pacific, Atlantic, Danube salmon	frozen fillets HS 0304.81	445 000
8 <sup>th</sup>	Squid, cuttlefish	frozen HS 0307.43	245 000
9 <sup>th</sup>	Tilapias	frozen fillets HS 0304.61	192 000
10 <sup>th</sup>	Aquatic invertebrates, other than species in 03	includes derivative flours, meals, pellets HS 0308.90	153 000

## Exports - Top 10 Products (Value)

			USD
1 <sup>st</sup>	Shrimps, prawns	frozen HS 0306.17	159 652 000
2 <sup>nd</sup>	Crustaceans	frozen; includes derivative flours, meals and pellets HS 0306.19	50 097 000
3 <sup>rd</sup>	Fish, other than species in 0302	fresh or chilled; excluding fillets, livers and roes HS 0302.89	21 523 000
4 <sup>th</sup>	Sea cucumbers	dried, smoked, salted or in brine or smoked HS 0308.19	17 139 000
5 <sup>th</sup>	Stromboid conchs	frozen HS 0307.84	10 558 000
6 <sup>th</sup>	Sea cucumbers	frozen HS 0308.12	8 617 000
7 <sup>th</sup>	Fish, other than species in 0304	frozen fillets HS 0304.89	8 028 000
8 <sup>th</sup>	Rock lobster, other sea crawfish	frozen HS 0306.11	6 542 000
9 <sup>th</sup>	Sea cucumbers	prepared or preserved HS 1605.61	3 625 000
10 <sup>th</sup>	Crab	prepared or preserved HS 1605.10	2 434 000

# A GLOBEFISH Product

# Information, Disclaimer

# Sources

Established in 1984, GLOBEFISH is a multi-donor funded project in the Fisheries Division of the Food and Agriculture Organization of the United Nations (FAO), responsible for providing up-to-date market and trade information on fish and fish products.

[Visit our website](#)

[Subscribe to our newsletter](#) or [email us](#)

## Recent Publications



### [Globefish Highlights, 1/2021](#)

Our flagship publication, focused on prices and analysis of market trends covering a variety of major commodities. Released quarterly.



### [Chinese Fish Price Report, 3/2020](#)

Comprehensive coverage of Chinese price trends, market information for commercially significant species, along with industry news and policy updates. Released quarterly.



### [European Price Report, 4/2021](#)

Market and price analysis for fish and fish products in the European market. Released monthly.



This is the first edition of the GLOBEFISH Market Profiles produced for this country, and was made at the beginning of 2021.

These profiles are based on nationally reported data or information published by international agencies. As the profile is intended to reflect the most up to date information available, reporting years may vary between sections and commodities.

The designations employed and the presentation of material in this information product do not imply the expression of any opinion whatsoever on the part of FAO concerning the legal or constitutional status of any country, territory or sea area, or the delimitation of frontiers or boundaries.

The data herein presented is compiled by FAO staff at the time of its production, "as is" and "as available," and every effort is made to ensure, but not guarantee, their timeliness, accuracy and completeness. FAO assumes no responsibility for errors and omissions in the data provided. Users are, however, kindly asked to report any errors or deficiencies in this product to FAO GLOBEFISH ([globefish@fao.org](mailto:globefish@fao.org)).

### **Please note**

Re-exports and re-imports are not included.

The term N/A has been used to indicate that information was not found in the indicated sources. The classification of fish and fish products as either processed or unprocessed is very broad, and is intended for indicative purposes only.

### [HS codes for fish and fish products](#)

International trade codes for fish and fish products in a user friendly format.



Sources and time periods:

-Fishing and aquaculture production (2018):  
FAO's [Global Fishery and Aquaculture Production Statistics](#)

-Fish available for consumption (2017):  
FAO's [Fishery and Aquaculture Statistics 2016](#)

-Population (2018), GDP Growth (2013-2018), GDP per Capita (2018):  
IMF's [World Economic Outlook Databases](#)

-Imports, Exports and Share of Trade (2000-2018):  
FAO's [Global Fishery and Aquaculture Commodities Statistics](#)

-GDP, GDP from fisheries, GDP from agriculture (2018):  
World Bank's [World Development Indicators](#),  
OECD's [National Accounts Statistics](#) or  
UNSD's [National Accounts](#)

-Ease of doing business (2018):  
World Bank's [Ease of Doing Business](#) ranking

-Length of Coastline, Exclusive Economic Zone, Exclusive Fishing Zone (2003):  
UNEP's [Global Environment Outlook](#)

### [GLOBEFISH](#)

Explore more market information on the GLOBEFISH website



### [GLOBEFISH on ISSUU](#)

Read GLOBEFISH publications on ISSUU

