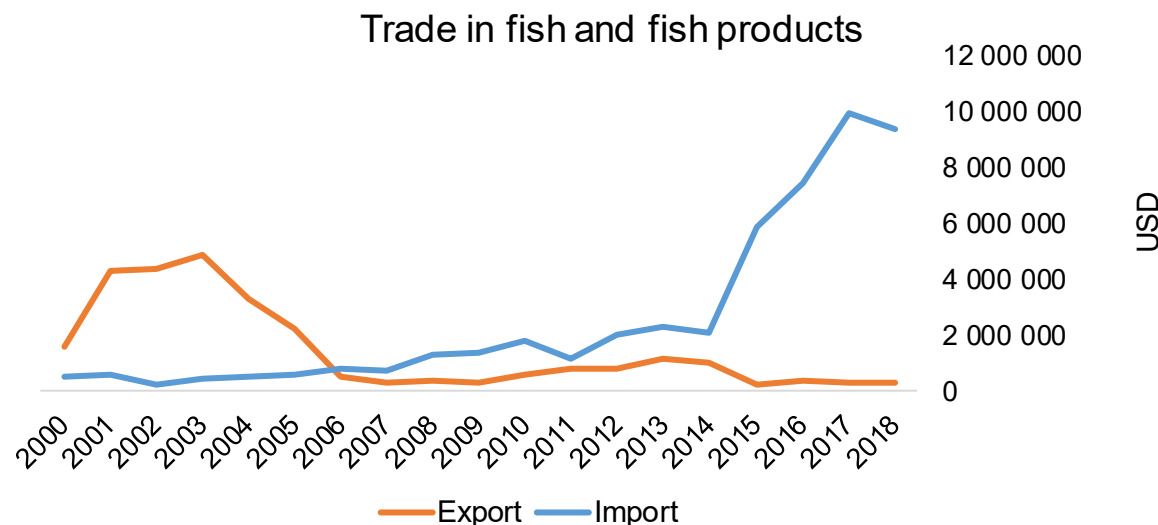




COUNTRY BRIEF

Population	Ease of doing business rank
21 602 380	183rd
Length of coastline	EEZ/EFZ
N/A	N/A
Average GDP growth	GDP per capita
15.83%	USD 571



GDP from fisheries

0.98%

Fish available for consumption

2.1 kg/capita

Imports of fish and fish products - 2018

USD 9 351 000

Agricultural GDP from fisheries

2.54%

Fisheries and aquaculture production

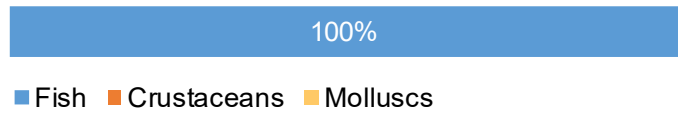
Total	31 392 tonnes
Fisheries	99%
Aquaculture	1%

Exports of fish and fish products - 2018


USD 331 000

Production and Trade Breakdown

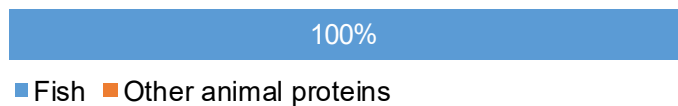
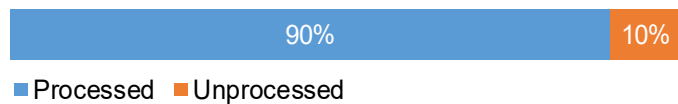
Production by volume



Imports by value



Exports by value



Production - Top 10 Species (Volume)

Rank	Species	Volume (Tonnes)
1 st	Freshwater fishes nei	11 845
2 nd	Tilapias nei	11 564
3 rd	Elephantsnout fishes nei	2 997
4 th	Naked catfishes	2 034
5 th	Nile perch	1 623
6 th	Torpedo-shaped catfishes nei	979
7 th	Nile tilapia	230
8 th	North African catfish	120

Imports - Top 10 Products (Value)

			USD
1 st	Fish	frozen; excluding fillets, livers and roes HS 0303.69	2 400 000
2 nd	Salmonidae	frozen; excluding fillets, livers and roes HS 0303.19	1 900 000
3 rd	Sardines, sardinella, brisling or sprats	prepared or preserved; whole or in pieces HS 1604.13	1 523 000
4 th	Tilapias	frozen; excluding fillets, livers and roes HS 0303.23	1 349 000
5 th	Fish, other than species in 1604	prepared or preserved; whole or in pieces HS 1604.19	731 000
6 th	Fish	prepared or preserved HS 1604.20	658 000
7 th	Fish, other than species in 0303	frozen; excluding fillets, livers and roes HS 0303.89	334 000
8 th	Tunas, skipjack, bonito	prepared or preserved; whole or in pieces HS 1604.14	104 000
9 th	Fish	fresh or chilled; excluding fillets, livers and roes HS 0302.59	100 000
10 th	Fish, other than species in 0302	fresh or chilled; excluding fillets, livers and roes HS 0302.89	50 000

Exports - Top 10 Products (Value)

			USD
1 st	Sardines, sardinella, brisling or sprats	prepared or preserved; whole or in pieces HS 1604.13	250 000
2 nd	Fish, other than species in 0305.4	smoked, including fillets HS 0305.49	25 000
3 rd	Fish	dried, whether or not salted; not smoked HS 0305.59	21 000
4 th	Shrimps, prawns	frozen HS 0306.17	18 000
5 th	Freshwater ornamental fish	live HS 0301.11	9 000
6 th	Turbots	fresh or chilled; excluding fillets, livers and roes HS 0302.24	3 000
7 th	Sole	fresh or chilled; excluding fillets, livers and roes HS 0302.23	2 000
8 th	Crustaceans	live, fresh or chilled or flours, meals, pellets HS 0306.39	1 000
9 th	Flat fish	fresh or chilled fillets HS 0304.43	1 000
10 th	Fish, other than species in 0302	fresh or chilled; excluding fillets, livers and roes HS 0302.89	1 000

A GLOBEFISH Product

Information, Disclaimer


Sources

Established in 1984, GLOBEFISH is a multi-donor funded project in the Fisheries Division of the Food and Agriculture Organization of the United Nations (FAO), responsible for providing up-to-date market and trade information on fish and fish products.

[Visit our website](#)


[Subscribe to our newsletter](#) or [email us](#)

Recent Publications



[Globefish Highlights, 1/2021](#)

Our flagship publication, focused on prices and analysis of market trends covering a variety of major commodities. Released quarterly.



[Chinese Fish Price Report, 3/2020](#)

Comprehensive coverage of Chinese price trends, market information for commercially significant species, along with industry news and policy updates. Released quarterly.



[European Price Report, 4/2021](#)

Market and price analysis for fish and fish products in the European market. Released monthly.



This is the first edition of the GLOBEFISH Market Profiles produced for this country, and was made at the beginning of 2021.

These profiles are based on nationally reported data or information published by international agencies. As the profile is intended to reflect the most up to date information available, reporting years may vary between sections and commodities.

The designations employed and the presentation of material in this information product do not imply the expression of any opinion whatsoever on the part of FAO concerning the legal or constitutional status of any country, territory or sea area, or the delimitation of frontiers or boundaries.

The data herein presented is compiled by FAO staff at the time of its production, "as is" and "as available," and every effort is made to ensure, but not guarantee, their timeliness, accuracy and completeness. FAO assumes no responsibility for errors and omissions in the data provided. Users are, however, kindly asked to report any errors or deficiencies in this product to FAO GLOBEFISH (globefish@fao.org).

Please note

Re-exports and re-imports are not included.

The term N/A has been used to indicate that information was not found in the indicated sources. The classification of fish and fish products as either processed or unprocessed is very broad, and is intended for indicative purposes only.

[HS codes for fish and fish products](#)

International trade codes for fish and fish products in a user friendly format.



Sources and time periods:

-Fishing and aquaculture production (2018):
FAO's [Global Fishery and Aquaculture Production Statistics](#)

-Fish available for consumption (2017):
FAO's [Fishery and Aquaculture Statistics 2016](#)

-Population (2018), GDP Growth (2013-2018), GDP per Capita (2018):
IMF's [World Economic Outlook Databases](#)

-Imports, Exports and Share of Trade (2000-2018):
FAO's [Global Fishery and Aquaculture Commodities Statistics](#)

-GDP, GDP from fisheries, GDP from agriculture (2018):
World Bank's [World Development Indicators](#),
OECD's [National Accounts Statistics](#) or
UNSD's [National Accounts](#)

-Ease of doing business (2018):
World Bank's [Ease of Doing Business](#) ranking

-Length of Coastline, Exclusive Economic Zone, Exclusive Fishing Zone (2003):
UNEP's [Global Environment Outlook](#)

[GLOBEFISH](#)

Explore more market information on the GLOBEFISH website



[GLOBEFISH on ISSUU](#)

Read GLOBEFISH publications on ISSUU

