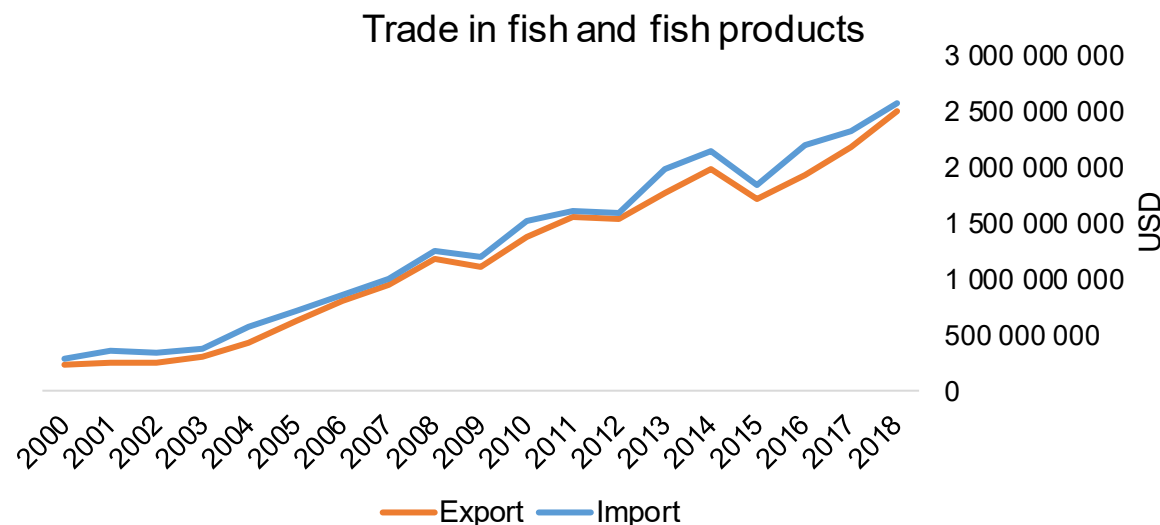




COUNTRY BRIEF

Population	Ease of doing business rank
37 953 180	32nd
Length of coastline	Exclusive economic zone
1 032 km	19 426 km ²
Average GDP growth	GDP per capita
6.02%	USD 15 444



GDP from fisheries

N/A

Fish available for consumption

12.4 kg/capita

Imports of fish and fish products - 2018

USD 2 576 344 000

Agricultural GDP from fisheries

N/A

Fisheries and aquaculture production

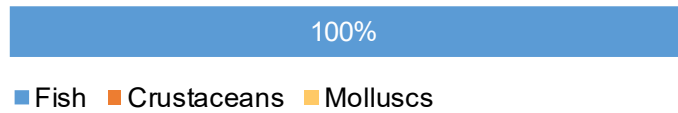
Total	266 065 tonnes
Fisheries	84%
Aquaculture	16%

Exports of fish and fish products - 2018


USD 2 510 817 000

Production and Trade Breakdown

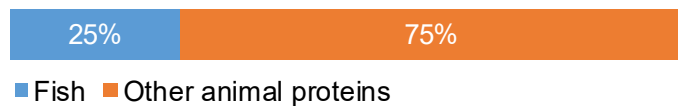
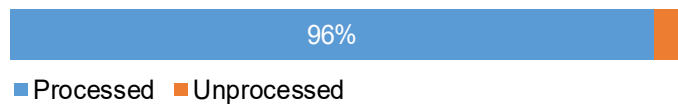
Production by volume



Imports by value



Exports by value



Production - Top 10 Species (Volume)

Rank	Species	Volume (Tonnes)
1 st	European sprat	74 152
2 nd	Atlantic herring	52 321
3 rd	Cape horse mackerel	25 802
4 th	Common carp	20 760
5 th	Freshwater fishes nei	17 931
6 th	Rainbow trout	15 947
7 th	European flounder	15 473
8 th	Blue whiting	12 322
9 th	Atlantic cod	10 906
10 th	Atlantic mackerel	4 067

Imports - Top 10 Products (Value)

			USD
1 st	Atlantic, Danube salmon	fresh or chilled; excluding fillets, livers and roes HS 0302.14	1 035 701 000
2 nd	Pacific, Atlantic, Danube salmon	fresh or chilled fillets HS 0304.41	125 342 000
3 rd	Cod	frozen; excluding fillets, livers and roes HS 0303.63	114 154 000
4 th	Alaska Pollack	frozen fillets HS 0304.75	106 141 000
5 th	Fish, other than species in 0304	frozen meat; excluding fillets, livers and roes HS 0304.99	71 541 000
6 th	Mackerel	frozen; excluding fillets, livers and roes HS 0303.54	64 938 000
7 th	Cod	frozen fillets HS 0304.71	63 451 000
8 th	Cod	fresh or chilled; excluding fillets, livers and roes HS 0302.51	59 802 000
9 th	Fish, other than species in 0304	frozen fillets HS 0304.89	59 560 000
10 th	Fish, other than species in 0304.7	frozen fillets HS 0304.79	55 957 000

Exports - Top 10 Products (Value)

			USD
1 st	Pacific, Atlantic, Danube salmon	smoked, including fillets HS 0305.41	799 392 000
2 nd	Pacific, Atlantic, Danube salmon	frozen fillets HS 0304.81	339 700 000
3 rd	Fish, other than species in 1604	prepared or preserved; whole or in pieces HS 1604.19	202 745 000
4 th	Herrings	prepared or preserved; whole or in pieces HS 1604.12	164 471 000
5 th	Pacific, Atlantic, Danube salmon	fresh or chilled fillets HS 0304.41	157 896 000
6 th	Salmon	prepared or preserved; whole or in pieces HS 1604.11	140 575 000
7 th	Cod	frozen fillets HS 0304.71	78 950 000
8 th	Trout	smoked, including fillets HS 0305.43	72 186 000
9 th	Fish	fresh or chilled fillets HS 0304.44	70 777 000
10 th	Fish	prepared or preserved HS 1604.20	69 209 000

A GLOBEFISH Product

Information, Disclaimer


Sources

Established in 1984, GLOBEFISH is a multi-donor funded project in the Fisheries Division of the Food and Agriculture Organization of the United Nations (FAO), responsible for providing up-to-date market and trade information on fish and fish products.

[Visit our website](#)


[Subscribe to our newsletter](#) or [email us](#)

Recent Publications



[Globefish Highlights, 1/2021](#)

Our flagship publication, focused on prices and analysis of market trends covering a variety of major commodities. Released quarterly.



[Chinese Fish Price Report, 3/2020](#)

Comprehensive coverage of Chinese price trends, market information for commercially significant species, along with industry news and policy updates. Released quarterly.



[European Price Report, 4/2021](#)

Market and price analysis for fish and fish products in the European market. Released monthly.



This is the first edition of the GLOBEFISH Market Profiles produced for this country, and was made at the beginning of 2021.

These profiles are based on nationally reported data or information published by international agencies. As the profile is intended to reflect the most up to date information available, reporting years may vary between sections and commodities.

The designations employed and the presentation of material in this information product do not imply the expression of any opinion whatsoever on the part of FAO concerning the legal or constitutional status of any country, territory or sea area, or the delimitation of frontiers or boundaries.

The data herein presented is compiled by FAO staff at the time of its production, "as is" and "as available," and every effort is made to ensure, but not guarantee, their timeliness, accuracy and completeness. FAO assumes no responsibility for errors and omissions in the data provided. Users are, however, kindly asked to report any errors or deficiencies in this product to FAO GLOBEFISH (globefish@fao.org).

Please note

Re-exports and re-imports are not included.

The term N/A has been used to indicate that information was not found in the indicated sources. The classification of fish and fish products as either processed or unprocessed is very broad, and is intended for indicative purposes only.

[HS codes for fish and fish products](#)

International trade codes for fish and fish products in a user friendly format.



Sources and time periods:

-Fishing and aquaculture production (2018):
FAO's [Global Fishery and Aquaculture Production Statistics](#)

-Fish available for consumption (2017):
FAO's [Fishery and Aquaculture Statistics 2016](#)

-Population (2018), GDP Growth (2013-2018), GDP per Capita (2018):
IMF's [World Economic Outlook Databases](#)

-Imports, Exports and Share of Trade (2000-2018):
FAO's [Global Fishery and Aquaculture Commodities Statistics](#)

-GDP, GDP from fisheries, GDP from agriculture (2018):
World Bank's [World Development Indicators](#),
OECD's [National Accounts Statistics](#) or
UNSD's [National Accounts](#)

-Ease of doing business (2018):
World Bank's [Ease of Doing Business](#) ranking

-Length of Coastline, Exclusive Economic Zone, Exclusive Fishing Zone (2003):
UNEP's [Global Environment Outlook](#)

[GLOBEFISH](#)

Explore more market information on the GLOBEFISH website



[GLOBEFISH on ISSUU](#)

Read GLOBEFISH publications on ISSUU

