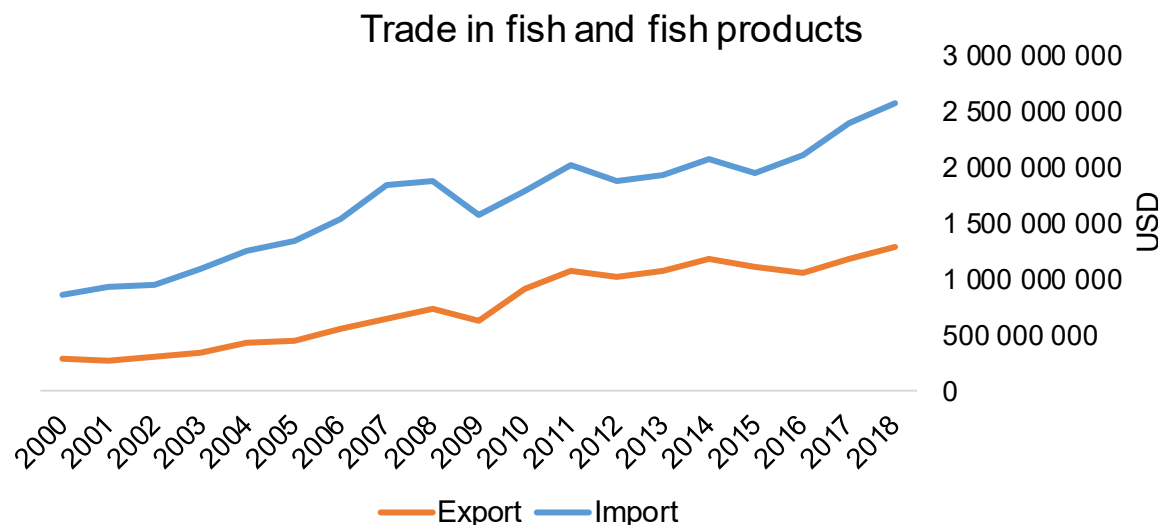




COUNTRY BRIEF

Population	Ease of doing business rank
10 288 530	35th
Length of coastline	Exclusive economic zone
2 830 km	1 656 400 km ²
Average GDP growth	GDP per capita
4.26%	USD 23 478



GDP from fisheries

N/A

Fish available for consumption

56.8 kg/capita

Imports of fish and fish products - 2018

USD 2 572 130 000

Agricultural GDP from fisheries

N/A

Fisheries and aquaculture production

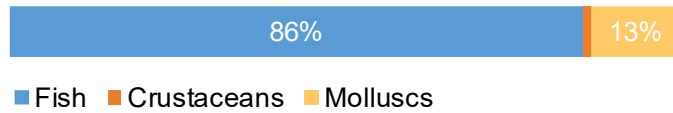
Total	190 378 tonnes
Fisheries	93%
Aquaculture	7%

Exports of fish and fish products - 2018


USD 1 288 886 000

Production and Trade Breakdown

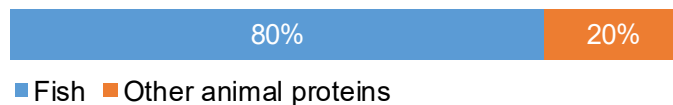
Production by volume



Imports by value



Exports by value



Production - Top 10 Species (Volume)

Rank	Species	Volume (Tonnes)
1 st	Atlantic chub mackerel	32 712
2 nd	Atlantic horse mackerel	15 745
3 rd	Blue shark	14 276
4 th	Atlantic redfishes nei	10 881
5 th	European pilchard	9 928
6 th	European anchovy	8 347
7 th	Atlantic cod	7 556
8 th	Skipjack tuna	7 480
9 th	Common octopus	6 074
10 th	Atlantic mackerel	4 925

Imports - Top 10 Products (Value)

			USD
1 st	Shrimps, prawns	frozen	233 024 000
		HS 0306.17	
2 nd	Cod	dried, whether or not salted; not smoked	230 400 000
		HS 0305.51	
3 rd	Cod	frozen; excluding fillets, livers and roes	211 249 000
		HS 0303.63	
4 th	Octopus	frozen	199 532 000
		HS 0307.52	
5 th	Squid, cuttlefish	frozen	165 744 000
		HS 0307.43	
6 th	Cod	salted or in brine, not dried or smoked	157 588 000
		HS 0305.62	
7 th	Tunas, skipjack, bonito	prepared or preserved; whole or in pieces	117 131 000
		HS 1604.14	
8 th	Seabream	fresh or chilled; excluding fillets, livers and roes	83 100 000
		HS 0302.85	
9 th	Hake	frozen; excluding fillets, livers and roes	75 331 000
		HS 0303.66	
10 th	Atlantic, Danube salmon	fresh or chilled; excluding fillets, livers and roes	60 463 000
		HS 0302.14	

Exports - Top 10 Products (Value)

			USD
1 st	Octopus	frozen	120 799 000
		HS 0307.52	
2 nd	Tunas, skipjack, bonito	prepared or preserved; whole or in pieces	101 126 000
		HS 1604.14	
3 rd	Squid, cuttlefish	frozen	87 966 000
		HS 0307.43	
4 th	Shrimps, prawns	frozen	83 681 000
		HS 0306.17	
5 th	Cod	frozen; excluding fillets, livers and roes	60 611 000
		HS 0303.63	
6 th	Mackerel	prepared or preserved; whole or in pieces	57 205 000
		HS 1604.15	
7 th	Sardines, sardinella, brisling or sprats	prepared or preserved; whole or in pieces	55 839 000
		HS 1604.13	
8 th	Cod	dried, whether or not salted; not smoked	48 558 000
		HS 0305.51	
9 th	Swordfish	frozen; excluding fillets, livers and roes	46 381 000
		HS 0303.57	
10 th	Fish, other than species in 0303	frozen; excluding fillets, livers and roes	44 497 000
		HS 0303.89	

A GLOBEFISH Product

Information, Disclaimer

Sources

Established in 1984, GLOBEFISH is a multi-donor funded project in the Fisheries Division of the Food and Agriculture Organization of the United Nations (FAO), responsible for providing up-to-date market and trade information on fish and fish products.

[Visit our website](#)

[Subscribe to our newsletter](#) or [email us](#)

Recent Publications



[Globefish Highlights, 1/2021](#)

Our flagship publication, focused on prices and analysis of market trends covering a variety of major commodities. Released quarterly.



[Chinese Fish Price Report, 3/2020](#)

Comprehensive coverage of Chinese price trends, market information for commercially significant species, along with industry news and policy updates. Released quarterly.



[European Price Report, 4/2021](#)

Market and price analysis for fish and fish products in the European market. Released monthly.



This is the first edition of the GLOBEFISH Market Profiles produced for this country, and was made at the beginning of 2021.

These profiles are based on nationally reported data or information published by international agencies. As the profile is intended to reflect the most up to date information available, reporting years may vary between sections and commodities.

The designations employed and the presentation of material in this information product do not imply the expression of any opinion whatsoever on the part of FAO concerning the legal or constitutional status of any country, territory or sea area, or the delimitation of frontiers or boundaries.

The data herein presented is compiled by FAO staff at the time of its production, "as is" and "as available," and every effort is made to ensure, but not guarantee, their timeliness, accuracy and completeness. FAO assumes no responsibility for errors and omissions in the data provided. Users are, however, kindly asked to report any errors or deficiencies in this product to FAO GLOBEFISH (globefish@fao.org).

Please note

Re-exports and re-imports are not included.

The term N/A has been used to indicate that information was not found in the indicated sources. The classification of fish and fish products as either processed or unprocessed is very broad, and is intended for indicative purposes only.

[HS codes for fish and fish products](#)

International trade codes for fish and fish products in a user friendly format.



Sources and time periods:

-Fishing and aquaculture production (2018):
FAO's [Global Fishery and Aquaculture Production Statistics](#)

-Fish available for consumption (2017):
FAO's [Fishery and Aquaculture Statistics 2016](#)

-Population (2018), GDP Growth (2013-2018), GDP per Capita (2018):
IMF's [World Economic Outlook Databases](#)

-Imports, Exports and Share of Trade (2000-2018):
FAO's [Global Fishery and Aquaculture Commodities Statistics](#)

-GDP, GDP from fisheries, GDP from agriculture (2018):
World Bank's [World Development Indicators](#),
OECD's [National Accounts Statistics](#) or
UNSD's [National Accounts](#)

-Ease of doing business (2018):
World Bank's [Ease of Doing Business](#) ranking

-Length of Coastline, Exclusive Economic Zone, Exclusive Fishing Zone (2003):
UNEP's [Global Environment Outlook](#)

[GLOBEFISH](#)

Explore more market information on the GLOBEFISH website



[GLOBEFISH on ISSUU](#)

Read GLOBEFISH publications on ISSUU

