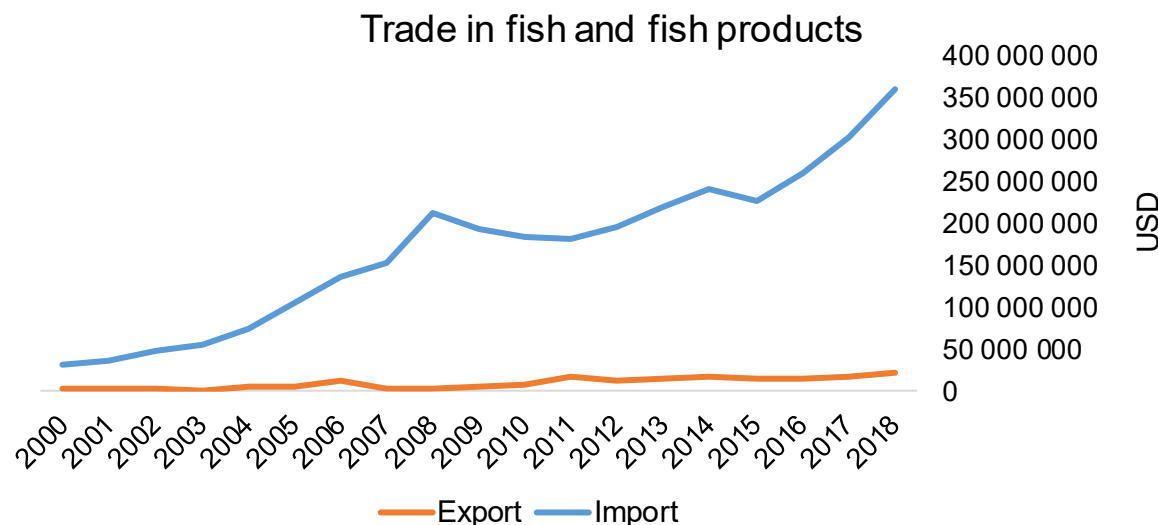




COUNTRY BRIEF

Population	Ease of doing business rank
19 653 970	61st
Length of coastline	Exclusive economic zone
696 km	18 046 km ²
Average GDP growth	GDP per capita
10.45%	USD 12 281



GDP from fisheries

0.10%

Fish available for consumption

8.1 kg/capita

Imports of fish and fish products - 2018

USD 359 808 000

Agricultural GDP from fisheries

2.45%

Fisheries and aquaculture production


Total	23 477 tonnes
Fisheries	48%
Aquaculture	52%

Exports of fish and fish products - 2018

USD 22 948 000

Production and Trade Breakdown

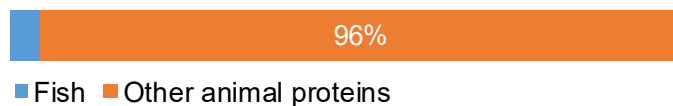
Production by volume



Imports by value



Exports by value



Production - Top 10 Species (Volume)

Rank	Species	Volume (Tonnes)
1 st	Veined rapa whelk	7 330
2 nd	Common carp	4 495
3 rd	Bighead carp	2 567
4 th	Rainbow trout	2 251
5 th	Silver carp	1 705
6 th	Goldfish	1 609
7 th	Carassius spp	730
8 th	Freshwater bream	412
9 th	Roaches nei	264
10 th	Northern pike	238

Imports - Top 10 Products (Value)

			USD
1 st	Mackerel	frozen; excluding fillets, livers and roes HS 0303.54	41 875 000
2 nd	Tunas, skipjack, bonito	prepared or preserved; whole or in pieces HS 1604.14	40 194 000
3 rd	Atlantic, Danube salmon	fresh or chilled; excluding fillets, livers and roes HS 0302.14	26 522 000
4 th	Trout	fresh or chilled; excluding fillets, livers and roes HS 0302.11	14 215 000
5 th	Shrimps, prawns	frozen HS 0306.17	12 973 000
6 th	Herrings	prepared or preserved; whole or in pieces HS 1604.12	9 638 000
7 th	Fish, other than species in 0304	frozen fillets HS 0304.89	9 511 000
8 th	Fish fats or oils and fractions thereof	not chemically modified or from fish-livers HS 1504.20	9 495 000
9 th	Sardines, sardinella, brisling or sprats	prepared or preserved; whole or in pieces HS 1604.13	9 464 000
10 th	Hake	frozen; excluding fillets, livers and roes HS 0303.66	9 389 000

Exports - Top 10 Products (Value)

			USD
1 st	Fish	prepared or preserved HS 1604.20	3 896 000
2 nd	Molluscs	frozen HS 0307.92	2 346 000
3 rd	Shrimps, prawns	live, fresh or chilled HS 0306.36	1 953 000
4 th	Pacific, Atlantic, Danube salmon	smoked, including fillets HS 0305.41	1 320 000
5 th	Pacific, Atlantic, Danube salmon	fresh or chilled fillets HS 0304.41	1 308 000
6 th	Shrimps, prawns	frozen HS 0306.17	1 274 000
7 th	Anchovies	prepared or preserved; whole or in pieces HS 1604.16	1 002 000
8 th	Squid, cuttlefish	frozen HS 0307.43	992 000
9 th	Squid, cuttlefish	prepared or preserved HS 1605.54	979 000
10 th	Fish, other than species in 0305.4	smoked, including fillets HS 0305.49	932 000

A GLOBEFISH Product

Information, Disclaimer

Sources

Established in 1984, GLOBEFISH is a multi-donor funded project in the Fisheries Division of the Food and Agriculture Organization of the United Nations (FAO), responsible for providing up-to-date market and trade information on fish and fish products.

[Visit our website](#)

[Subscribe to our newsletter](#) or [email us](#)

Recent Publications



[Globefish Highlights, 1/2021](#)

Our flagship publication, focused on prices and analysis of market trends covering a variety of major commodities. Released quarterly.



[Chinese Fish Price Report, 3/2020](#)

Comprehensive coverage of Chinese price trends, market information for commercially significant species, along with industry news and policy updates. Released quarterly.



[European Price Report, 4/2021](#)

Market and price analysis for fish and fish products in the European market. Released monthly.



This is the first edition of the GLOBEFISH Market Profiles produced for this country, and was made at the beginning of 2021.

These profiles are based on nationally reported data or information published by international agencies. As the profile is intended to reflect the most up to date information available, reporting years may vary between sections and commodities.

The designations employed and the presentation of material in this information product do not imply the expression of any opinion whatsoever on the part of FAO concerning the legal or constitutional status of any country, territory or sea area, or the delimitation of frontiers or boundaries.

The data herein presented is compiled by FAO staff at the time of its production, "as is" and "as available," and every effort is made to ensure, but not guarantee, their timeliness, accuracy and completeness. FAO assumes no responsibility for errors and omissions in the data provided. Users are, however, kindly asked to report any errors or deficiencies in this product to FAO GLOBEFISH (globefish@fao.org).

Please note

Re-exports and re-imports are not included.

The term N/A has been used to indicate that information was not found in the indicated sources. The classification of fish and fish products as either processed or unprocessed is very broad, and is intended for indicative purposes only.

[HS codes for fish and fish products](#)

International trade codes for fish and fish products in a user friendly format.



Sources and time periods:

-Fishing and aquaculture production (2018):
FAO's [Global Fishery and Aquaculture Production Statistics](#)

-Fish available for consumption (2017):
FAO's [Fishery and Aquaculture Statistics 2016](#)

-Population (2018), GDP Growth (2013-2018), GDP per Capita (2018):
IMF's [World Economic Outlook Databases](#)

-Imports, Exports and Share of Trade (2000-2018):
FAO's [Global Fishery and Aquaculture Commodities Statistics](#)

-GDP, GDP from fisheries, GDP from agriculture (2018):
World Bank's [World Development Indicators](#),
OECD's [National Accounts Statistics](#) or
UNSD's [National Accounts](#)

-Ease of doing business (2018):
World Bank's [Ease of Doing Business](#) ranking

-Length of Coastline, Exclusive Economic Zone, Exclusive Fishing Zone (2003):
UNEP's [Global Environment Outlook](#)

[GLOBEFISH](#)

Explore more market information on the GLOBEFISH website



[GLOBEFISH on ISSUU](#)

Read GLOBEFISH publications on ISSUU

