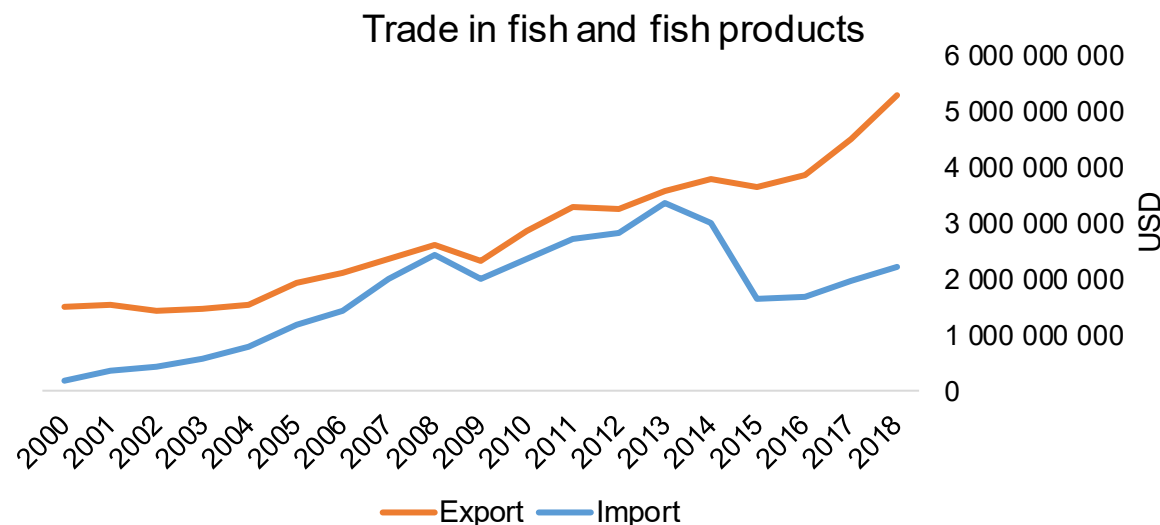




COUNTRY BRIEF

Population	Ease of doing business rank
145 530 080	31st
Length of coastline	Exclusive economic zone
110 310 km	6 255 800 km ²
Average GDP growth	GDP per capita
N/A	USD 11 394



GDP from fisheries

0.16%

Fish available for consumption

20.1 kg/capita

Imports of fish and fish products - 2018

USD 2 222 355 000

Agricultural GDP from fisheries

5.41%

Fisheries and aquaculture production

Total 5 310 936 tonnes

Fisheries 96%

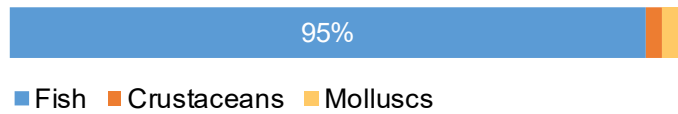
Aquaculture 4%

Exports of fish and fish products - 2018


USD 5 284 281 000

Production and Trade Breakdown


Production by volume



Imports by value



Exports by value



Production - Top 10 Species (Volume)

		Tonnes
1 st	Alaska pollock	1 679 987
2 nd	Pink salmon	511 324
3 rd	Pacific herring	373 532
4 th	Atlantic cod	344 504
5 th	Blue whiting	170 892
6 th	Atlantic mackerel	147 652
7 th	Pacific cod	124 013
8 th	Chum salmon	113 286
9 th	Schoolmaster gonate squid	97 566
10 th	Pacific chub mackerel	96 768

Imports - Top 10 Products (Value)

			USD
1 st	Atlantic, Danube salmon	frozen; excluding fillets, livers and roes HS 0303.13	338 612 000
2 nd	Shrimps, prawns	frozen HS 0306.17	257 035 000
3 rd	Atlantic, Danube salmon	fresh or chilled; excluding fillets, livers and roes HS 0302.14	188 492 000
4 th	Fish, other than species in 0303	frozen; excluding fillets, livers and roes HS 0303.89	102 312 000
5 th	Mackerel	frozen; excluding fillets, livers and roes HS 0303.54	96 785 000
6 th	Fish, other than species in 0305.3	dried, salted or in brine; not smoked HS 0305.39	90 471 000
7 th	Trout	frozen; excluding fillets, livers and roes HS 0303.14	71 003 000
8 th	Fish, other than species in 0304	frozen meat; excluding fillets, livers and roes HS 0304.99	70 407 000
9 th	Caviar substitutes	prepared from fish eggs HS 1604.32	69 378 000
10 th	Eels	prepared or preserved; whole or in pieces HS 1604.17	67 869 000

Exports - Top 10 Products (Value)

			USD
1 st	Cod	frozen; excluding fillets, livers and roes HS 0303.63	764 057 000
2 nd	Alaska Pollack	frozen; excluding fillets, livers and roes HS 0303.67	743 843 000
3 rd	Crabs	frozen HS 0306.14	669 301 000
4 th	Crabs	live, fresh or chilled HS 0306.33	414 371 000
5 th	Pacific salmon	frozen; excluding fillets, livers and roes HS 0303.12	405 939 000
6 th	Livers, roes, milt	frozen HS 0303.91	363 480 000
7 th	Cod	frozen fillets HS 0304.71	231 840 000
8 th	Sockeye salmon (red salmon)	frozen; excluding fillets, livers and roes HS 0303.11	165 316 000
9 th	Alaska Pollack	frozen fillets HS 0304.75	141 234 000
10 th	Mackerel	frozen; excluding fillets, livers and roes HS 0303.54	139 518 000

A GLOBEFISH Product

Information, Disclaimer


Sources

Established in 1984, GLOBEFISH is a multi-donor funded project in the Fisheries Division of the Food and Agriculture Organization of the United Nations (FAO), responsible for providing up-to-date market and trade information on fish and fish products.

[Visit our website](#)


[Subscribe to our newsletter](#) or [email us](#)

Recent Publications



[Globefish Highlights, 1/2021](#)

Our flagship publication, focused on prices and analysis of market trends covering a variety of major commodities. Released quarterly.



[Chinese Fish Price Report, 3/2020](#)

Comprehensive coverage of Chinese price trends, market information for commercially significant species, along with industry news and policy updates. Released quarterly.



[European Price Report, 4/2021](#)

Market and price analysis for fish and fish products in the European market. Released monthly.



This is the first edition of the GLOBEFISH Market Profiles produced for this country, and was made at the beginning of 2021.

These profiles are based on nationally reported data or information published by international agencies. As the profile is intended to reflect the most up to date information available, reporting years may vary between sections and commodities.

The designations employed and the presentation of material in this information product do not imply the expression of any opinion whatsoever on the part of FAO concerning the legal or constitutional status of any country, territory or sea area, or the delimitation of frontiers or boundaries.

The data herein presented is compiled by FAO staff at the time of its production, "as is" and "as available," and every effort is made to ensure, but not guarantee, their timeliness, accuracy and completeness. FAO assumes no responsibility for errors and omissions in the data provided. Users are, however, kindly asked to report any errors or deficiencies in this product to FAO GLOBEFISH (globefish@fao.org).

Please note

Re-exports and re-imports are not included.

The term N/A has been used to indicate that information was not found in the indicated sources. The classification of fish and fish products as either processed or unprocessed is very broad, and is intended for indicative purposes only.

[HS codes for fish and fish products](#)

International trade codes for fish and fish products in a user friendly format.



Sources and time periods:

-Fishing and aquaculture production (2018):
FAO's [Global Fishery and Aquaculture Production Statistics](#)

-Fish available for consumption (2017):
FAO's [Fishery and Aquaculture Statistics 2016](#)

-Population (2018), GDP Growth (2013-2018), GDP per Capita (2018):
IMF's [World Economic Outlook Databases](#)

-Imports, Exports and Share of Trade (2000-2018):
FAO's [Global Fishery and Aquaculture Commodities Statistics](#)

-GDP, GDP from fisheries, GDP from agriculture (2018):
World Bank's [World Development Indicators](#),
OECD's [National Accounts Statistics](#) or
UNSD's [National Accounts](#)

-Ease of doing business (2018):
World Bank's [Ease of Doing Business](#) ranking

-Length of Coastline, Exclusive Economic Zone, Exclusive Fishing Zone (2003):
UNEP's [Global Environment Outlook](#)

[GLOBEFISH](#)

Explore more market information on the GLOBEFISH website



[GLOBEFISH on ISSUU](#)

Read GLOBEFISH publications on ISSUU

