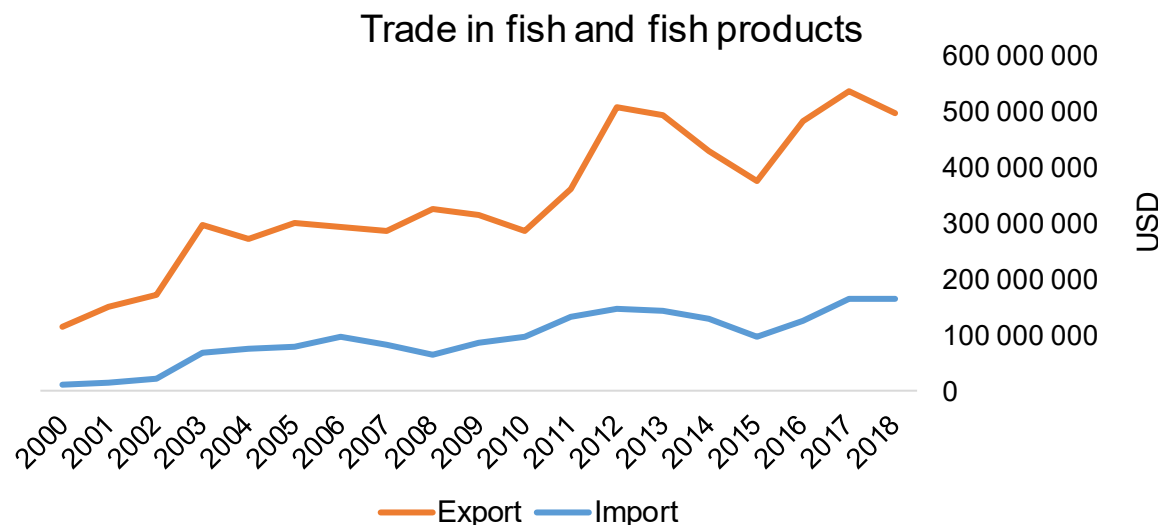




COUNTRY BRIEF

Population	Ease of doing business rank
96 420	112th
Length of coastline	Exclusive economic zone
747 km	1 288 640 km ²
Average GDP growth	GDP per capita
6.57%	USD 16 378



GDP from fisheries

0.72%

Fish available for consumption

57.9 kg/capita

Imports of fish and fish products - 2018

USD 163 767 000

Agricultural GDP from fisheries

36.52%

Fisheries and aquaculture production

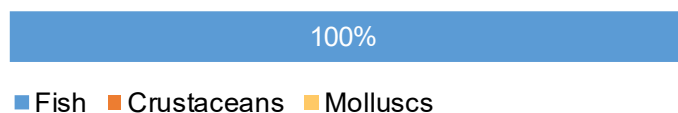
Total	144 470 tonnes
Fisheries	100%
Aquaculture	0%

Exports of fish and fish products - 2018

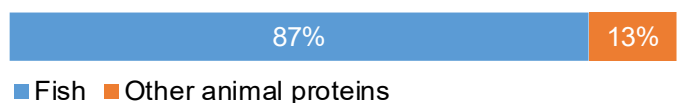
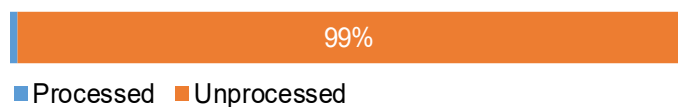
USD 496 801 000

Production and Trade Breakdown

Production by volume



Imports by value



Exports by value



Production - Top 10 Species (Volume)

Rank	Species	Volume (Tonnes)
1 st	Skipjack tuna	81 451
2 nd	Yellowfin tuna	40 704
3 rd	Bigeye tuna	9 921
4 th	Marine fishes nei	2 775
5 th	Swordfish	2 399
6 th	Carangids nei	1 382
7 th	Blue marlin	907
8 th	Blue shark	820
9 th	Albacore	582
10 th	Snappers nei	500

Imports - Top 10 Products (Value)

			USD
1 st	Tunas	frozen; excluding fillets, livers and roes HS 0303.49	157 496 000
2 nd	Shrimps, prawns	frozen HS 0306.17	1 888 000
3 rd	Lobsters	frozen HS 0306.12	841 000
4 th	Squid, cuttlefish	frozen HS 0307.43	514 000
5 th	Shrimps, prawns	dried, smoked, salted or in brine HS 0306.95	496 000
6 th	Squid, cuttlefish	dried, smoked, salted or in brine HS 0307.49	288 000
7 th	Crabs	frozen HS 0306.14	281 000
8 th	Pacific, Atlantic, Danube salmon	smoked, including fillets HS 0305.41	240 000
9 th	Scallops	frozen HS 0307.22	112 000
10 th	Rock lobster, other sea crawfish	frozen HS 0306.11	112 000

Exports - Top 10 Products (Value)

			USD
1 st	Tunas, skipjack, bonito	prepared or preserved; whole or in pieces HS 1604.14	274 937 000
2 nd	Skipjack, stripe-bellied bonito	frozen; excluding fillets, livers and roes HS 0303.43	100 640 000
3 rd	Yellowfin tunas	frozen; excluding fillets, livers and roes HS 0303.42	67 967 000
4 th	Fish fats or oils and fractions thereof	not chemically modified or from fish-livers HS 1504.20	19 465 000
5 th	Flours, meals, pellets. Unfit for human consumption	from fish or aquatic invertebrates HS 2301.20	17 681 000
6 th	Tunas	frozen; excluding fillets, livers and roes HS 0303.49	6 683 000
7 th	Fish	frozen; excluding fillets, livers and roes HS 0303.69	2 486 000
8 th	Sea cucumbers	dried, smoked, salted or in brine or smoked HS 0308.19	1 673 000
9 th	Molluscs	dried, smoked, salted or in brine HS 0307.99	1 033 000
10 th	Fish, other than species in 0303	frozen; excluding fillets, livers and roes HS 0303.89	673 000

A GLOBEFISH Product

Information, Disclaimer


Sources

Established in 1984, GLOBEFISH is a multi-donor funded project in the Fisheries Division of the Food and Agriculture Organization of the United Nations (FAO), responsible for providing up-to-date market and trade information on fish and fish products.

[Visit our website](#)


[Subscribe to our newsletter](#) or [email us](#)

Recent Publications



[Globefish Highlights, 1/2021](#)

Our flagship publication, focused on prices and analysis of market trends covering a variety of major commodities. Released quarterly.



[Chinese Fish Price Report, 3/2020](#)

Comprehensive coverage of Chinese price trends, market information for commercially significant species, along with industry news and policy updates. Released quarterly.



[European Price Report, 4/2021](#)

Market and price analysis for fish and fish products in the European market. Released monthly.



This is the first edition of the GLOBEFISH Market Profiles produced for this country, and was made at the beginning of 2021.

These profiles are based on nationally reported data or information published by international agencies. As the profile is intended to reflect the most up to date information available, reporting years may vary between sections and commodities.

The designations employed and the presentation of material in this information product do not imply the expression of any opinion whatsoever on the part of FAO concerning the legal or constitutional status of any country, territory or sea area, or the delimitation of frontiers or boundaries.

The data herein presented is compiled by FAO staff at the time of its production, "as is" and "as available," and every effort is made to ensure, but not guarantee, their timeliness, accuracy and completeness. FAO assumes no responsibility for errors and omissions in the data provided. Users are, however, kindly asked to report any errors or deficiencies in this product to FAO GLOBEFISH (globefish@fao.org).

Please note

Re-exports and re-imports are not included.

The term N/A has been used to indicate that information was not found in the indicated sources. The classification of fish and fish products as either processed or unprocessed is very broad, and is intended for indicative purposes only.

[HS codes for fish and fish products](#)

International trade codes for fish and fish products in a user friendly format.



Sources and time periods:

-Fishing and aquaculture production (2018):
FAO's [Global Fishery and Aquaculture Production Statistics](#)

-Fish available for consumption (2017):
FAO's [Fishery and Aquaculture Statistics 2016](#)

-Population (2018), GDP Growth (2013-2018), GDP per Capita (2018):
IMF's [World Economic Outlook Databases](#)

-Imports, Exports and Share of Trade (2000-2018):
FAO's [Global Fishery and Aquaculture Commodities Statistics](#)

-GDP, GDP from fisheries, GDP from agriculture (2018):
World Bank's [World Development Indicators](#),
OECD's [National Accounts Statistics](#) or
UNSD's [National Accounts](#)

-Ease of doing business (2018):
World Bank's [Ease of Doing Business](#) ranking

-Length of Coastline, Exclusive Economic Zone, Exclusive Fishing Zone (2003):
UNEP's [Global Environment Outlook](#)

[GLOBEFISH](#)

Explore more market information on the GLOBEFISH website



[GLOBEFISH on ISSUU](#)

Read GLOBEFISH publications on ISSUU

