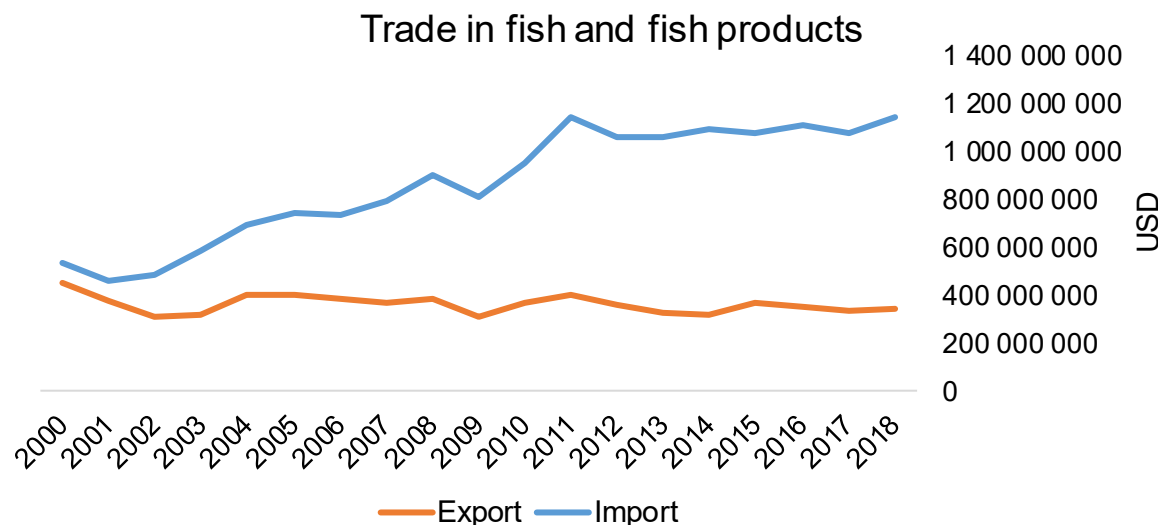




COUNTRY BRIEF

Population	Ease of doing business rank
5 708 040	2nd
Length of coastline	Exclusive fishing zone
268 km	744 km ²
Average GDP growth	GDP per capita
4.67%	USD 62 721



GDP from fisheries

N/A

Fish available for consumption

46.6 kg/capita

Imports of fish and fish products - 2018

USD 1 142 921 000

Agricultural GDP from fisheries

N/A

Fisheries and aquaculture production

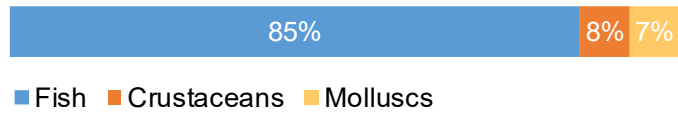
Total	7 013 tonnes
Fisheries	19%
Aquaculture	81%

Exports of fish and fish products - 2018


USD 347 032 000

Production and Trade Breakdown

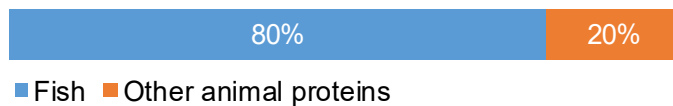
Production by volume



Imports by value



Exports by value



Production - Top 10 Species (Volume)

Rank	Species	Volume (Tonnes)
1 st	Milkfish	2 021
2 nd	Barramundi	886
3 rd	American bull frog	516
4 th	Green mussel	394
5 th	Groupers nei	375
6 th	Flathead grey mullet	359
7 th	Natantian decapods nei	254
8 th	Mozambique tilapia	145
9 th	Indonesian snakehead	145
10 th	Malabar grouper	143

Imports - Top 10 Products (Value)

			USD
1 st	Toothfish	frozen; excluding fillets, livers and roes HS 0303.83	92 123 000
2 nd	Fish	prepared or preserved HS 1604.20	70 066 000
3 rd	Shrimps, prawns	frozen HS 0306.17	69 950 000
4 th	Abalone	prepared or preserved HS 1605.57	69 052 000
5 th	Crabs	live, fresh or chilled HS 0306.33	56 329 000
6 th	Fish, other than species in 0302	fresh or chilled; excluding fillets, livers and roes HS 0302.89	42 215 000
7 th	Catfish	frozen fillets HS 0304.62	40 144 000
8 th	Shrimps, prawns	prepared or preserved, not in airtight containers HS 1605.21	35 401 000
9 th	Atlantic, Danube salmon	fresh or chilled; excluding fillets, livers and roes HS 0302.14	29 353 000
10 th	Shrimps, prawns	live, fresh or chilled HS 0306.36	28 741 000

Exports - Top 10 Products (Value)

			USD
1 st	Toothfish	frozen; excluding fillets, livers and roes HS 0303.83	60 894 000
2 nd	Freshwater ornamental fish	live HS 0301.11	36 715 000
3 rd	Shark fins	frozen; excluding fillets, livers and roes HS 0303.92	23 530 000
4 th	Dogfish, other sharks	frozen; excluding fillets, livers and roes HS 0303.81	18 440 000
5 th	Fish heads, tails, maws	dried, smoked, salted or in brine HS 0305.72	15 959 000
6 th	Fish	prepared or preserved HS 1604.20	15 699 000
7 th	Abalone	prepared or preserved HS 1605.57	11 640 000
8 th	Swordfish	frozen fillets HS 0304.84	9 458 000
9 th	Fish, other than species in 1604	prepared or preserved; whole or in pieces HS 1604.19	9 197 000
10 th	Sea cucumbers	dried, smoked, salted or in brine or smoked HS 0308.19	8 987 000

A GLOBEFISH Product

Information, Disclaimer

Sources

Established in 1984, GLOBEFISH is a multi-donor funded project in the Fisheries Division of the Food and Agriculture Organization of the United Nations (FAO), responsible for providing up-to-date market and trade information on fish and fish products.

[Visit our website](#)


[Subscribe to our newsletter](#) or [email us](#)

Recent Publications



[Globefish Highlights, 1/2021](#)

Our flagship publication, focused on prices and analysis of market trends covering a variety of major commodities. Released quarterly.



[Chinese Fish Price Report, 3/2020](#)

Comprehensive coverage of Chinese price trends, market information for commercially significant species, along with industry news and policy updates. Released quarterly.



[European Price Report, 4/2021](#)

Market and price analysis for fish and fish products in the European market. Released monthly.



This is the first edition of the GLOBEFISH Market Profiles produced for this country, and was made at the beginning of 2021.

These profiles are based on nationally reported data or information published by international agencies. As the profile is intended to reflect the most up to date information available, reporting years may vary between sections and commodities.

The designations employed and the presentation of material in this information product do not imply the expression of any opinion whatsoever on the part of FAO concerning the legal or constitutional status of any country, territory or sea area, or the delimitation of frontiers or boundaries.

The data herein presented is compiled by FAO staff at the time of its production, "as is" and "as available," and every effort is made to ensure, but not guarantee, their timeliness, accuracy and completeness. FAO assumes no responsibility for errors and omissions in the data provided. Users are, however, kindly asked to report any errors or deficiencies in this product to FAO GLOBEFISH (globefish@fao.org).

Please note

Re-exports and re-imports are not included.

The term N/A has been used to indicate that information was not found in the indicated sources. The classification of fish and fish products as either processed or unprocessed is very broad, and is intended for indicative purposes only.

[HS codes for fish and fish products](#)

International trade codes for fish and fish products in a user friendly format.



Sources and time periods:

-Fishing and aquaculture production (2018):
FAO's [Global Fishery and Aquaculture Production Statistics](#)

-Fish available for consumption (2017):
FAO's [Fishery and Aquaculture Statistics 2016](#)

-Population (2018), GDP Growth (2013-2018), GDP per Capita (2018):
IMF's [World Economic Outlook Databases](#)

-Imports, Exports and Share of Trade (2000-2018):
FAO's [Global Fishery and Aquaculture Commodities Statistics](#)

-GDP, GDP from fisheries, GDP from agriculture (2018):
World Bank's [World Development Indicators](#),
OECD's [National Accounts Statistics](#) or
UNSD's [National Accounts](#)

-Ease of doing business (2018):
World Bank's [Ease of Doing Business](#) ranking

-Length of Coastline, Exclusive Economic Zone, Exclusive Fishing Zone (2003):
UNEP's [Global Environment Outlook](#)

[GLOBEFISH](#)

Explore more market information on the GLOBEFISH website



[GLOBEFISH on ISSUU](#)

Read GLOBEFISH publications on ISSUU

