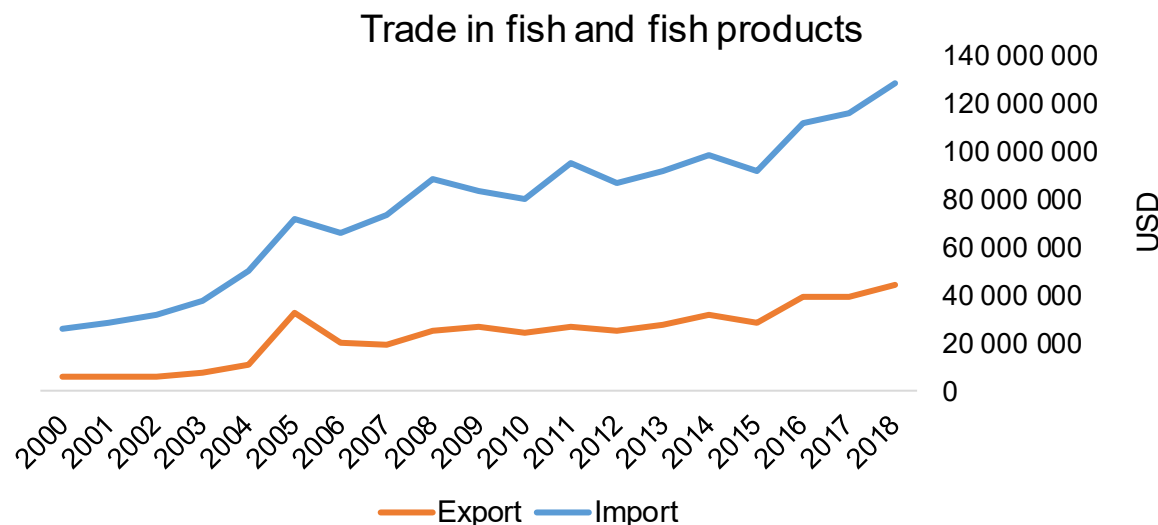




## COUNTRY BRIEF

Population	Ease of doing business rank
2 076 390	36th
Length of coastline	EEZ/EFZ
41 km	N/A
Average GDP growth	GDP per capita
5.44%	USD 26 005



GDP from fisheries

0.01%

Fish available for consumption

12.0 kg/capita

Imports of fish and fish products - 2018

USD 128 369 000

Agricultural GDP from fisheries

0.59%

Fisheries and aquaculture production


Total	2 207 tonnes
Fisheries	12%
Aquaculture	88%

Exports of fish and fish products - 2018

USD 44 193 000

## Production and Trade Breakdown

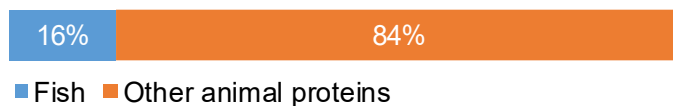
### Production by volume



### Imports by value



### Exports by value



## Production - Top 10 Species (Volume)

Rank	Species	Volume (Tonnes)
1 <sup>st</sup>	Rainbow trout	986
2 <sup>nd</sup>	Mediterranean mussel	579
3 <sup>rd</sup>	Common carp	166
4 <sup>th</sup>	Diadromous fishes nei	102
5 <sup>th</sup>	European seabass	84
6 <sup>th</sup>	Freshwater fishes nei	68
7 <sup>th</sup>	Clams, etc. nei	31
8 <sup>th</sup>	Whiting	31
9 <sup>th</sup>	Horned and musky octopuses	20
10 <sup>th</sup>	Gilthead seabream	16

## Imports - Top 10 Products (Value)

			USD
1 <sup>st</sup>	Tunas, skipjack, bonito	prepared or preserved; whole or in pieces HS 1604.14	20 047 000
2 <sup>nd</sup>	Squid, cuttlefish	frozen HS 0307.43	15 943 000
3 <sup>rd</sup>	Tunas, skipjack, stripe-bellied bonito	frozen fillets HS 0304.87	6 129 000
4 <sup>th</sup>	Fish	prepared or preserved HS 1604.20	4 345 000
5 <sup>th</sup>	Seabass	fresh or chilled; excluding fillets, livers and roes HS 0302.84	3 881 000
6 <sup>th</sup>	Seabream	fresh or chilled; excluding fillets, livers and roes HS 0302.85	3 836 000
7 <sup>th</sup>	Atlantic, Danube salmon	fresh or chilled; excluding fillets, livers and roes HS 0302.14	3 728 000
8 <sup>th</sup>	Sardines, sardinella, brisling or sprats	prepared or preserved; whole or in pieces HS 1604.13	3 555 000
9 <sup>th</sup>	Animal feed	of fish, marine invertebrates or mammals HS 2309.90	3 467 000
10 <sup>th</sup>	Catfish	frozen fillets HS 0304.62	3 376 000

## Exports - Top 10 Products (Value)

			USD
1 <sup>st</sup>	Fish	prepared or preserved HS 1604.20	14 125 000
2 <sup>nd</sup>	Mackerel	prepared or preserved; whole or in pieces HS 1604.15	6 792 000
3 <sup>rd</sup>	Squid, cuttlefish	frozen HS 0307.43	4 027 000
4 <sup>th</sup>	Catfish	frozen fillets HS 0304.62	2 249 000
5 <sup>th</sup>	Flours, meals, pellets. Unfit for human consumption	from fish or aquatic invertebrates HS 2301.20	1 912 000
6 <sup>th</sup>	Hake	frozen; excluding fillets, livers and roes HS 0303.66	1 255 000
7 <sup>th</sup>	Shrimps, prawns	frozen HS 0306.17	1 024 000
8 <sup>th</sup>	Sardines, sardinella, brisling or sprats	prepared or preserved; whole or in pieces HS 1604.13	986 000
9 <sup>th</sup>	Tunas, skipjack, bonito	prepared or preserved; whole or in pieces HS 1604.14	894 000
10 <sup>th</sup>	Octopus	frozen HS 0307.52	883 000

# A GLOBEFISH Product

# Information, Disclaimer

# Sources

Established in 1984, GLOBEFISH is a multi-donor funded project in the Fisheries Division of the Food and Agriculture Organization of the United Nations (FAO), responsible for providing up-to-date market and trade information on fish and fish products.

[Visit our website](#)

[Subscribe to our newsletter](#) or [email us](#)

## Recent Publications



### [Globefish Highlights, 1/2021](#)

Our flagship publication, focused on prices and analysis of market trends covering a variety of major commodities. Released quarterly.



### [Chinese Fish Price Report, 3/2020](#)

Comprehensive coverage of Chinese price trends, market information for commercially significant species, along with industry news and policy updates. Released quarterly.



### [European Price Report, 4/2021](#)

Market and price analysis for fish and fish products in the European market. Released monthly.



This is the first edition of the GLOBEFISH Market Profiles produced for this country, and was made at the beginning of 2021.

These profiles are based on nationally reported data or information published by international agencies. As the profile is intended to reflect the most up to date information available, reporting years may vary between sections and commodities.

The designations employed and the presentation of material in this information product do not imply the expression of any opinion whatsoever on the part of FAO concerning the legal or constitutional status of any country, territory or sea area, or the delimitation of frontiers or boundaries.

The data herein presented is compiled by FAO staff at the time of its production, "as is" and "as available," and every effort is made to ensure, but not guarantee, their timeliness, accuracy and completeness. FAO assumes no responsibility for errors and omissions in the data provided. Users are, however, kindly asked to report any errors or deficiencies in this product to FAO GLOBEFISH ([globefish@fao.org](mailto:globefish@fao.org)).

### **Please note**

Re-exports and re-imports are not included.

The term N/A has been used to indicate that information was not found in the indicated sources. The classification of fish and fish products as either processed or unprocessed is very broad, and is intended for indicative purposes only.

### [HS codes for fish and fish products](#)

International trade codes for fish and fish products in a user friendly format.



Sources and time periods:

-Fishing and aquaculture production (2018):  
FAO's [Global Fishery and Aquaculture Production Statistics](#)

-Fish available for consumption (2017):  
FAO's [Fishery and Aquaculture Statistics 2016](#)

-Population (2018), GDP Growth (2013-2018), GDP per Capita (2018):  
IMF's [World Economic Outlook Databases](#)

-Imports, Exports and Share of Trade (2000-2018):  
FAO's [Global Fishery and Aquaculture Commodities Statistics](#)

-GDP, GDP from fisheries, GDP from agriculture (2018):  
World Bank's [World Development Indicators](#),  
OECD's [National Accounts Statistics](#) or  
UNSD's [National Accounts](#)

-Ease of doing business (2018):  
World Bank's [Ease of Doing Business](#) ranking

-Length of Coastline, Exclusive Economic Zone, Exclusive Fishing Zone (2003):  
UNEP's [Global Environment Outlook](#)

### [GLOBEFISH](#)

Explore more market information on the GLOBEFISH website



### [GLOBEFISH on ISSUU](#)

Read GLOBEFISH publications on ISSUU

