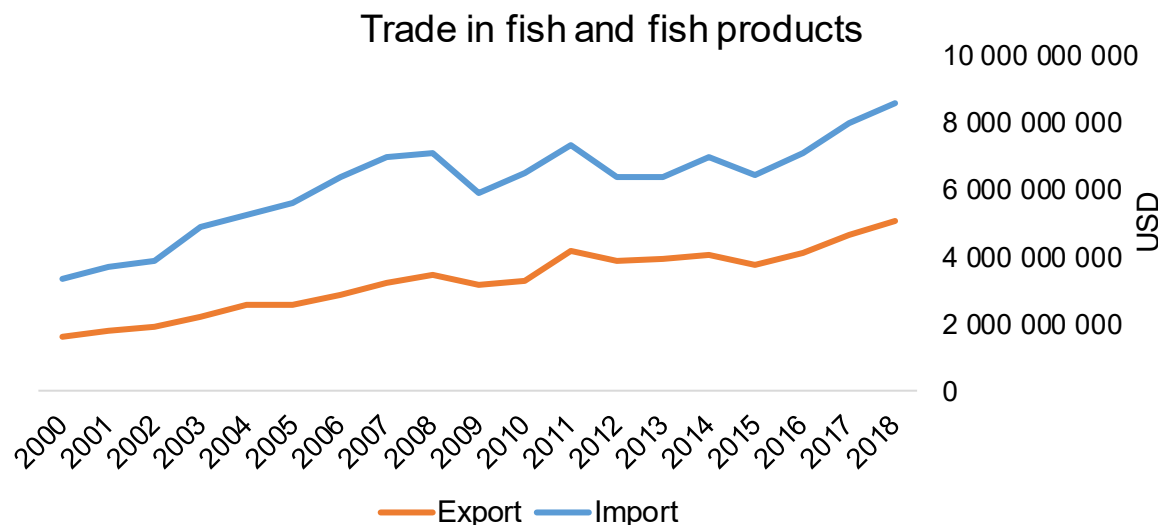




COUNTRY BRIEF

Population	Ease of doing business rank
46 647 430	30th
Length of coastline	Exclusive economic zone
7 268 km	683 236 km ²
Average GDP growth	GDP per capita
3.68%	USD 30 406



GDP from fisheries

N/A

Fish available for consumption

42.5 kg/capita

Imports of fish and fish products - 2018

USD 8 568 488 000

Agricultural GDP from fisheries

N/A

Fisheries and aquaculture production

Total 1 273 536 tonnes

Fisheries 73%


Aquaculture 27%

Exports of fish and fish products - 2018


USD 5 054 458 000

Production and Trade Breakdown

Production by volume



Imports by value



Exports by value



Production - Top 10 Species (Volume)

Rank	Species	Volume (Tonnes)
1 st	Sea mussels nei	283 801
2 nd	Skipjack tuna	197 701
3 rd	Argentine hake	69 769
4 th	European anchovy	59 505
5 th	Yellowfin tuna	57 675
6 th	Blue shark	45 133
7 th	Atlantic chub mackerel	41 980
8 th	Bigeye tuna	37 230
9 th	European hake	34 234
10 th	Atlantic mackerel	30 755

Imports - Top 10 Products (Value)

			USD
1 st	Squid, cuttlefish	frozen	1 228 279 000
		HS 0307.43	
2 nd	Shrimps, prawns	frozen	1 204 819 000
		HS 0306.17	
3 rd	Octopus	frozen	764 154 000
		HS 0307.52	
4 th	Tunas, skipjack, bonito	prepared or preserved; whole or in pieces	704 691 000
		HS 1604.14	
5 th	Atlantic, Danube salmon	fresh or chilled; excluding fillets, livers and roes	284 968 000
		HS 0302.14	
6 th	Hake	frozen fillets	283 230 000
		HS 0304.74	
7 th	Yellowfin tunas	frozen; excluding fillets, livers and roes	249 939 000
		HS 0303.42	
8 th	Hake	fresh or chilled; excluding fillets, livers and roes	198 076 000
		HS 0302.54	
9 th	Fish, other than species in 0302	fresh or chilled; excluding fillets, livers and roes	160 374 000
		HS 0302.89	
10 th	Cod	frozen fillets	159 274 000
		HS 0304.71	

Exports - Top 10 Products (Value)

			USD
1 st	Tunas, skipjack, bonito	prepared or preserved; whole or in pieces	681 390 000
		HS 1604.14	
2 nd	Squid, cuttlefish	frozen	389 148 000
		HS 0307.43	
3 rd	Octopus	frozen	377 583 000
		HS 0307.52	
4 th	Shrimps, prawns	frozen	347 353 000
		HS 0306.17	
5 th	Skipjack, stripe-bellied bonito	frozen; excluding fillets, livers and roes	224 037 000
		HS 0303.43	
6 th	Fish	prepared or preserved	175 708 000
		HS 1604.20	
7 th	Tunas, skipjack, stripe- bellied bonito	frozen fillets	137 310 000
		HS 0304.87	
8 th	Hake	frozen; excluding fillets, livers and roes	121 420 000
		HS 0303.66	
9 th	Yellowfin tunas	frozen; excluding fillets, livers and roes	99 195 000
		HS 0303.42	
10 th	Squid, cuttlefish	prepared or preserved	91 568 000
		HS 1605.54	

A GLOBEFISH Product

Information, Disclaimer


Sources

Established in 1984, GLOBEFISH is a multi-donor funded project in the Fisheries Division of the Food and Agriculture Organization of the United Nations (FAO), responsible for providing up-to-date market and trade information on fish and fish products.

[Visit our website](#)


[Subscribe to our newsletter](#) or [email us](#)

Recent Publications



[Globefish Highlights, 1/2021](#)

Our flagship publication, focused on prices and analysis of market trends covering a variety of major commodities. Released quarterly.



[Chinese Fish Price Report, 3/2020](#)

Comprehensive coverage of Chinese price trends, market information for commercially significant species, along with industry news and policy updates. Released quarterly.



[European Price Report, 4/2021](#)

Market and price analysis for fish and fish products in the European market. Released monthly.



This is the first edition of the GLOBEFISH Market Profiles produced for this country, and was made at the beginning of 2021.

These profiles are based on nationally reported data or information published by international agencies. As the profile is intended to reflect the most up to date information available, reporting years may vary between sections and commodities.

The designations employed and the presentation of material in this information product do not imply the expression of any opinion whatsoever on the part of FAO concerning the legal or constitutional status of any country, territory or sea area, or the delimitation of frontiers or boundaries.

The data herein presented is compiled by FAO staff at the time of its production, "as is" and "as available," and every effort is made to ensure, but not guarantee, their timeliness, accuracy and completeness. FAO assumes no responsibility for errors and omissions in the data provided. Users are, however, kindly asked to report any errors or deficiencies in this product to FAO GLOBEFISH (globefish@fao.org).

Please note

Re-exports and re-imports are not included.

The term N/A has been used to indicate that information was not found in the indicated sources. The classification of fish and fish products as either processed or unprocessed is very broad, and is intended for indicative purposes only.

[HS codes for fish and fish products](#)

International trade codes for fish and fish products in a user friendly format.



Sources and time periods:

-Fishing and aquaculture production (2018):
FAO's [Global Fishery and Aquaculture Production Statistics](#)

-Fish available for consumption (2017):
FAO's [Fishery and Aquaculture Statistics 2016](#)

-Population (2018), GDP Growth (2013-2018), GDP per Capita (2018):
IMF's [World Economic Outlook Databases](#)

-Imports, Exports and Share of Trade (2000-2018):
FAO's [Global Fishery and Aquaculture Commodities Statistics](#)

-GDP, GDP from fisheries, GDP from agriculture (2018):
World Bank's [World Development Indicators](#),
OECD's [National Accounts Statistics](#) or
UNSD's [National Accounts](#)

-Ease of doing business (2018):
World Bank's [Ease of Doing Business](#) ranking

-Length of Coastline, Exclusive Economic Zone, Exclusive Fishing Zone (2003):
UNEP's [Global Environment Outlook](#)

[GLOBEFISH](#)

Explore more market information on the GLOBEFISH website



[GLOBEFISH on ISSUU](#)

Read GLOBEFISH publications on ISSUU

