



GLOBEFISH Price Dashboard Quick Start Guide

Filter buttons

Use the reset filters button to return to the homepage

Help and information buttons

Price table

Price Timeseries

Common name	Preservation	Product form	Grading	Price per kg	% change 1 week	Scientific name
Alaska pollock	Fresh	Immitation elvers			0%	Gadu
Alaska pollock	Frozen	Immitation elvers		€ 15.03	0%	Gadu
Angler	Fresh	Cheeks			0%	Loph
Angler	Fresh	Cheeks		€ 16.00	0%	Loph
Angler	Fresh	Whole			0%	Loph
Angler	Fresh	Whole		€ 3.67	0%	Loph
Angler	Fresh	Whole		€ 4.30	6%	Loph
Angler	Fresh	Whole		€ 5.20	16%	Loph
Angler	Frozen	Whole		€ 15.50	0%	Loph
Atlantic bluefin tuna	Fresh	Whole		€ 24.00	0%	Thun

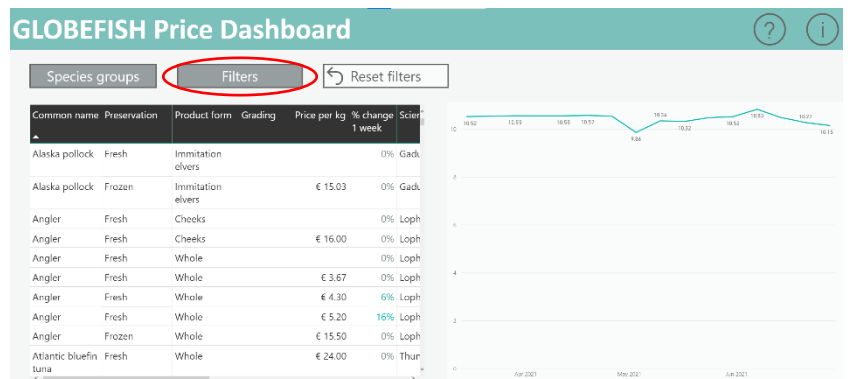
Price Timeseries

Microsoft Power BI

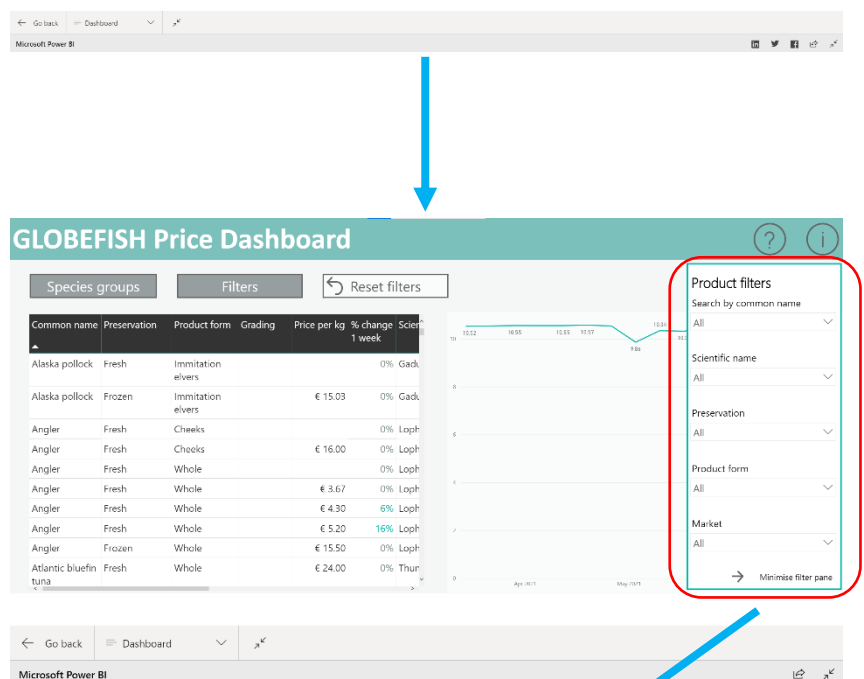
Using the Filters pane

Allows users to filter prices by using advanced filters

1. Select the 'Filters' button in the top left-hand side of the dashboard



2. This will open up the main filter pane



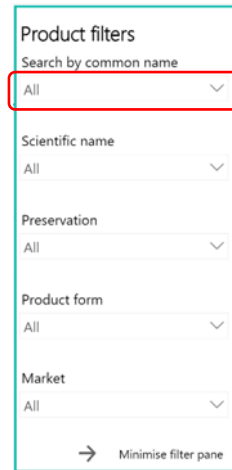
3. Users can select multiple criteria from each filter.

The close-up shows the 'Product filters' pane with the following selections:

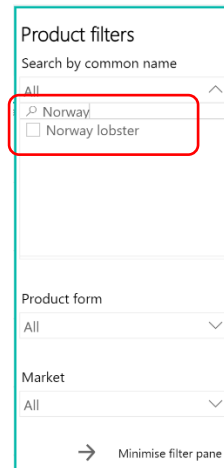
- Search by common name: All
- Scientific name: All
- Preservation: All
- Product form: All
- Market: All

A 'Minimise filter pane' button is at the bottom.

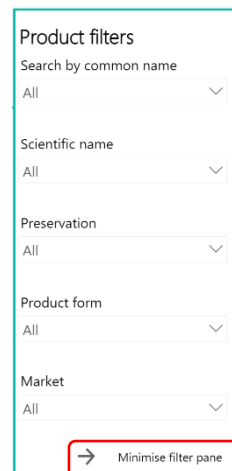
4. Clicking on a filter will show a dropdown.



5. Users can also search in the dropdown by typing in the search bar



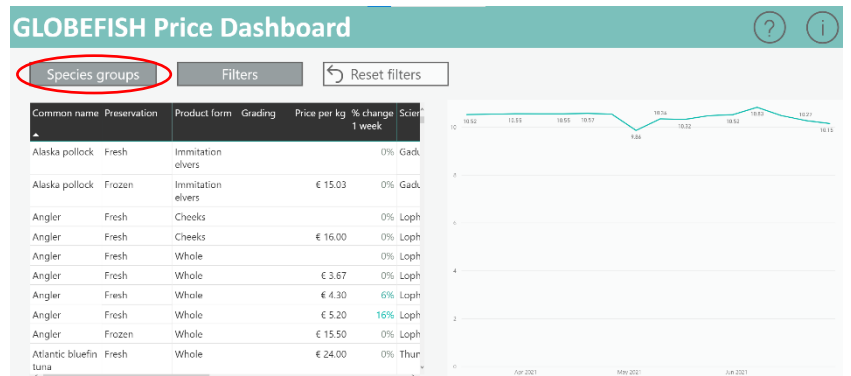
6. Press the minimise filter pane button to view the full dashboard with filtered results



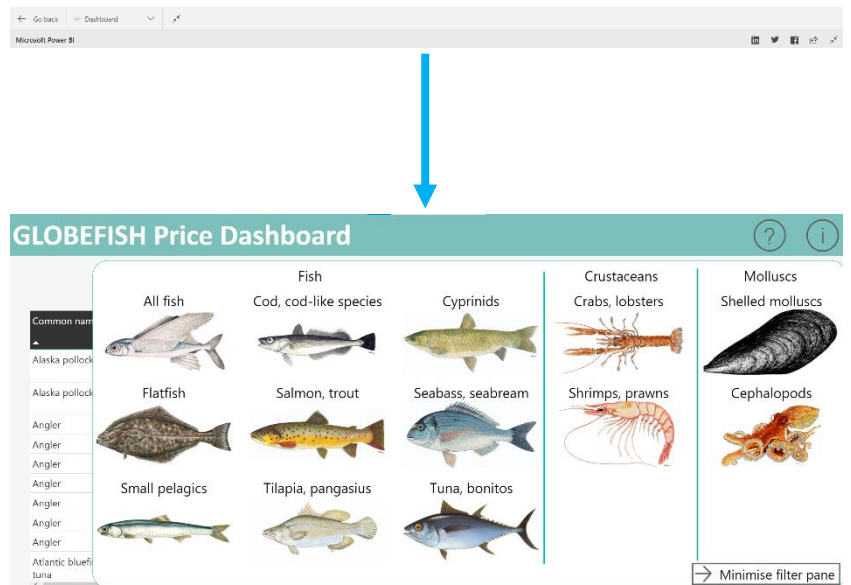
Filter by Species Grouping

Allows users to filter prices by main species groups. Note that selecting a new species group will reset all filters from the 'filters' pane.

1. Select the 'Species groups' button in the top left-hand side of the dashboard



2. Select the relevant species group from the filter panel



3. The Price table and graph will now be filtered for a group of species

