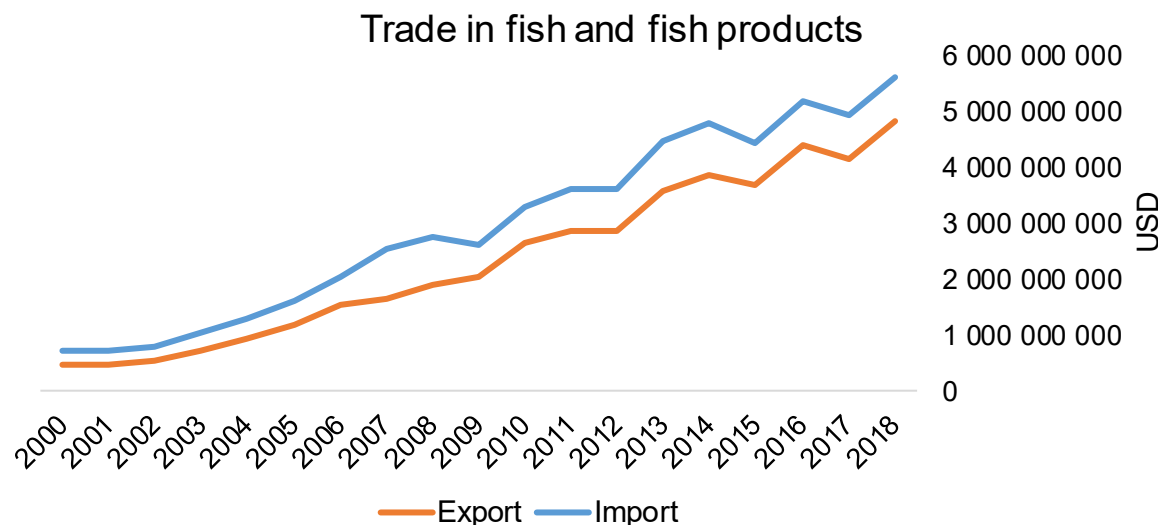




## COUNTRY BRIEF

Population	Ease of doing business rank
9 904 900	10th
Length of coastline	Exclusive economic zone
26 384 km	73 166 km <sup>2</sup>
Average GDP growth	GDP per capita
4.19%	USD 55 767



GDP from fisheries

N/A

Fish available for consumption

32.8 kg/capita

Imports of fish and fish products - 2018

USD 5 624 905 000

Agricultural GDP from fisheries

N/A

Fisheries and aquaculture production

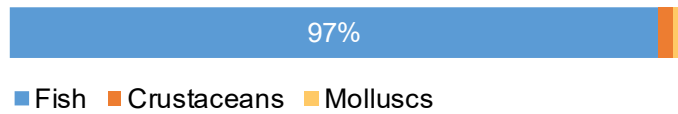
Total	234 757 tonnes
Fisheries	94%
Aquaculture	6%

Exports of fish and fish products - 2018


USD 4 828 952 000

## Production and Trade Breakdown

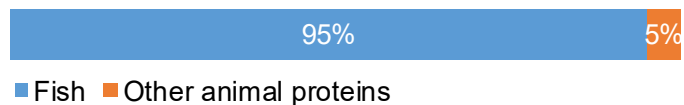
### Production by volume



### Imports by value



### Exports by value



## Production - Top 10 Species (Volume)

Rank	Species	Volume (Tonnes)
1 <sup>st</sup>	Atlantic herring	124 276
2 <sup>nd</sup>	European sprat	57 635
3 <sup>rd</sup>	Sandeels nei	16 659
4 <sup>th</sup>	Rainbow trout	9 587
5 <sup>th</sup>	Atlantic mackerel	4 061
6 <sup>th</sup>	Atlantic cod	3 753
7 <sup>th</sup>	Blue mussel	1 986
8 <sup>th</sup>	Norway lobster	1 861
9 <sup>th</sup>	Euro-American crayfishes nei	1 645
10 <sup>th</sup>	Arctic char	1 570

## Imports - Top 10 Products (Value)

			USD
1 <sup>st</sup>	Atlantic, Danube salmon	fresh or chilled; excluding fillets, livers and roes HS 0302.14	3 577 301 000
2 <sup>nd</sup>	Pacific, Atlantic, Danube salmon	fresh or chilled fillets HS 0304.41	336 599 000
3 <sup>rd</sup>	Pacific, Atlantic, Danube salmon	frozen fillets HS 0304.81	220 640 000
4 <sup>th</sup>	Cod	dried, whether or not salted; not smoked HS 0305.51	169 349 000
5 <sup>th</sup>	Cod	fresh or chilled; excluding fillets, livers and roes HS 0302.51	114 255 000
6 <sup>th</sup>	Cod	salted or in brine, not dried or smoked HS 0305.62	108 039 000
7 <sup>th</sup>	Shrimps, prawns	prepared or preserved, not in airtight containers HS 1605.21	98 014 000
8 <sup>th</sup>	Shrimps, prawns	prepared or preserved, in airtight containers HS 1605.29	86 745 000
9 <sup>th</sup>	Cod	frozen fillets HS 0304.71	78 704 000
10 <sup>th</sup>	Shrimps, prawns	frozen; cold-water species HS 0306.16	65 031 000

## Exports - Top 10 Products (Value)

			USD
1 <sup>st</sup>	Atlantic, Danube salmon	fresh or chilled; excluding fillets, livers and roes HS 0302.14	3 514 930 000
2 <sup>nd</sup>	Pacific, Atlantic, Danube salmon	fresh or chilled fillets HS 0304.41	256 710 000
3 <sup>rd</sup>	Cod	dried, whether or not salted; not smoked HS 0305.51	171 258 000
4 <sup>th</sup>	Pacific, Atlantic, Danube salmon	frozen fillets HS 0304.81	141 728 000
5 <sup>th</sup>	Cod	salted or in brine, not dried or smoked HS 0305.62	107 224 000
6 <sup>th</sup>	Cod	fresh or chilled; excluding fillets, livers and roes HS 0302.51	99 436 000
7 <sup>th</sup>	Trout	fresh or chilled; excluding fillets, livers and roes HS 0302.11	74 770 000
8 <sup>th</sup>	Cod	frozen; excluding fillets, livers and roes HS 0303.63	34 373 000
9 <sup>th</sup>	Herrings	fresh or chilled; excluding fillets, livers and roes HS 0302.41	28 264 000
10 <sup>th</sup>	Shrimps, prawns	prepared or preserved, not in airtight containers HS 1605.21	23 771 000

# A GLOBEFISH Product

# Information, Disclaimer

# Sources

Established in 1984, GLOBEFISH is a multi-donor funded project in the Fisheries Division of the Food and Agriculture Organization of the United Nations (FAO), responsible for providing up-to-date market and trade information on fish and fish products.

[Visit our website](#)


[Subscribe to our newsletter](#) or [email us](#)

## Recent Publications



### [Globefish Highlights, 1/2021](#)

Our flagship publication, focused on prices and analysis of market trends covering a variety of major commodities. Released quarterly.



### [Chinese Fish Price Report, 3/2020](#)

Comprehensive coverage of Chinese price trends, market information for commercially significant species, along with industry news and policy updates. Released quarterly.



### [European Price Report, 4/2021](#)

Market and price analysis for fish and fish products in the European market. Released monthly.



This is the first edition of the GLOBEFISH Market Profiles produced for this country, and was made at the beginning of 2021.

These profiles are based on nationally reported data or information published by international agencies. As the profile is intended to reflect the most up to date information available, reporting years may vary between sections and commodities.

The designations employed and the presentation of material in this information product do not imply the expression of any opinion whatsoever on the part of FAO concerning the legal or constitutional status of any country, territory or sea area, or the delimitation of frontiers or boundaries.

The data herein presented is compiled by FAO staff at the time of its production, "as is" and "as available," and every effort is made to ensure, but not guarantee, their timeliness, accuracy and completeness. FAO assumes no responsibility for errors and omissions in the data provided. Users are, however, kindly asked to report any errors or deficiencies in this product to FAO GLOBEFISH ([globefish@fao.org](mailto:globefish@fao.org)).

### Please note

Re-exports and re-imports are not included.

The term N/A has been used to indicate that information was not found in the indicated sources. The classification of fish and fish products as either processed or unprocessed is very broad, and is intended for indicative purposes only.

### [HS codes for fish and fish products](#)

International trade codes for fish and fish products in a user friendly format.



Sources and time periods:

-Fishing and aquaculture production (2018):  
FAO's [Global Fishery and Aquaculture Production Statistics](#)

-Fish available for consumption (2017):  
FAO's [Fishery and Aquaculture Statistics 2016](#)

-Population (2018), GDP Growth (2013-2018), GDP per Capita (2018):  
IMF's [World Economic Outlook Databases](#)

-Imports, Exports and Share of Trade (2000-2018):  
FAO's [Global Fishery and Aquaculture Commodities Statistics](#)

-GDP, GDP from fisheries, GDP from agriculture (2018):  
World Bank's [World Development Indicators](#),  
OECD's [National Accounts Statistics](#) or  
UNSD's [National Accounts](#)

-Ease of doing business (2018):  
World Bank's [Ease of Doing Business](#) ranking

-Length of Coastline, Exclusive Economic Zone, Exclusive Fishing Zone (2003):  
UNEP's [Global Environment Outlook](#)

### [GLOBEFISH](#)

Explore more market information on the GLOBEFISH website



### [GLOBEFISH on ISSUU](#)

Read GLOBEFISH publications on ISSUU

