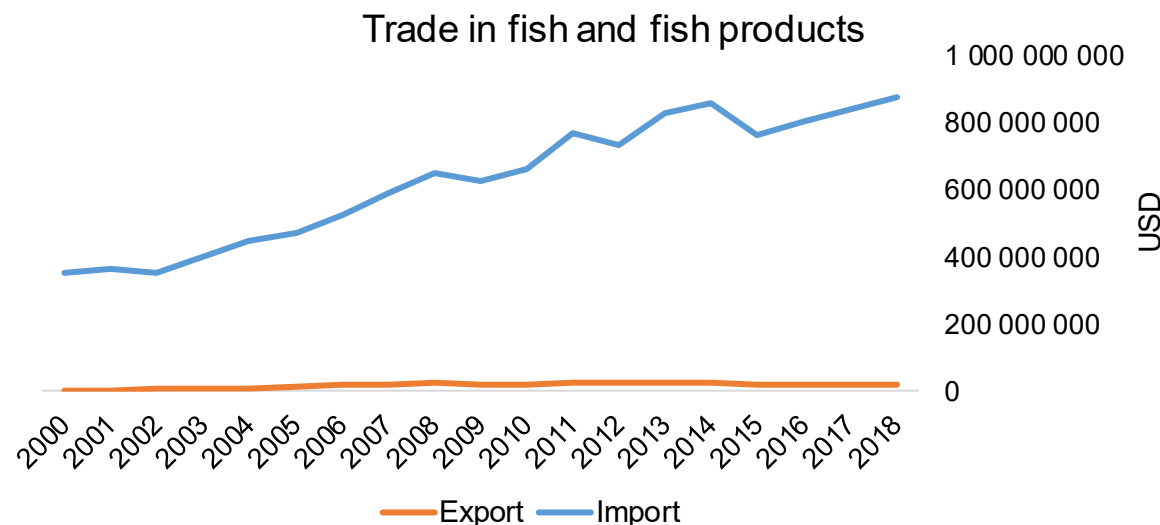




## COUNTRY BRIEF

Population	Ease of doing business rank
8 455 800	34th
Length of coastline	EEZ/EFZ
N/A	N/A
Average GDP growth	GDP per capita
1.66%	USD 82 709



GDP from fisheries

N/A

Fish available for consumption

17.0 kg/capita

Imports of fish and fish products - 2018

USD 874 662 000

Agricultural GDP from fisheries

N/A

Fisheries and aquaculture production

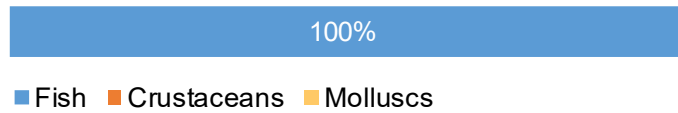
Total	3 396 tonnes
Fisheries	46%
Aquaculture	54%

Exports of fish and fish products - 2018


USD 20 409 000

## Production and Trade Breakdown

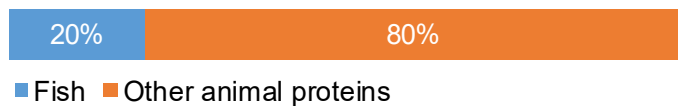
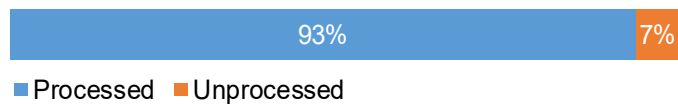
### Production by volume



### Imports by value



### Exports by value



## Production - Top 10 Species (Volume)

Rank	Species	Volume (Tonnes)
1 <sup>st</sup>	Rainbow trout	1 325
2 <sup>nd</sup>	Whitefishes nei	683
3 <sup>rd</sup>	European perch	649
4 <sup>th</sup>	Northern pike	147
5 <sup>th</sup>	Sea trout	134
6 <sup>th</sup>	Roach	102
7 <sup>th</sup>	Atlantic salmon	100
8 <sup>th</sup>	Nile tilapia	60
9 <sup>th</sup>	Arctic char	28
10 <sup>th</sup>	Sturgeons nei	22

## Imports - Top 10 Products (Value)

			USD
1 <sup>st</sup>	Pacific, Atlantic, Danube salmon	smoked, including fillets HS 0305.41	87 142 000
2 <sup>nd</sup>	Pacific, Atlantic, Danube salmon	fresh or chilled fillets HS 0304.41	71 069 000
3 <sup>rd</sup>	Shrimps, prawns	frozen HS 0306.17	65 438 000
4 <sup>th</sup>	Tunas, skipjack, bonito	prepared or preserved; whole or in pieces HS 1604.14	62 060 000
5 <sup>th</sup>	Fish, other than species in 1604	prepared or preserved; whole or in pieces HS 1604.19	46 608 000
6 <sup>th</sup>	Fish	fresh or chilled fillets HS 0304.49	43 508 000
7 <sup>th</sup>	Atlantic, Danube salmon	fresh or chilled; excluding fillets, livers and roes HS 0302.14	40 015 000
8 <sup>th</sup>	Shrimps, prawns	prepared or preserved, in airtight containers HS 1605.29	31 792 000
9 <sup>th</sup>	Pacific, Atlantic, Danube salmon	frozen fillets HS 0304.81	27 022 000
10 <sup>th</sup>	Fish, other than species in 0304	frozen fillets HS 0304.89	26 346 000

## Exports - Top 10 Products (Value)

			USD
1 <sup>st</sup>	Fish fats or oils and fractions thereof	not chemically modified or from fish-livers HS 1504.20	12 912 000
2 <sup>nd</sup>	Pacific, Atlantic, Danube salmon	smoked, including fillets HS 0305.41	3 198 000
3 <sup>rd</sup>	Fish	prepared or preserved HS 1604.20	858 000
4 <sup>th</sup>	Shrimps, prawns	frozen HS 0306.17	750 000
5 <sup>th</sup>	Animal feed	of fish, marine invertebrates or mammals HS 2309.90	382 000
6 <sup>th</sup>	Freshwater ornamental fish	live HS 0301.11	345 000
7 <sup>th</sup>	Tunas, skipjack, stripe-bellied bonito	frozen fillets HS 0304.87	311 000
8 <sup>th</sup>	Fish, other than species in 0304	frozen fillets HS 0304.89	284 000
9 <sup>th</sup>	Mussels	prepared or preserved HS 1605.53	241 000
10 <sup>th</sup>	Caviar	prepared from fish eggs HS 1604.31	214 000

# A GLOBEFISH Product

# Information, Disclaimer


# Sources

Established in 1984, GLOBEFISH is a multi-donor funded project in the Fisheries Division of the Food and Agriculture Organization of the United Nations (FAO), responsible for providing up-to-date market and trade information on fish and fish products.

[Visit our website](#)


[Subscribe to our newsletter](#) or [email us](#)

## Recent Publications



### [Globefish Highlights, 1/2021](#)

Our flagship publication, focused on prices and analysis of market trends covering a variety of major commodities. Released quarterly.



### [Chinese Fish Price Report, 3/2020](#)

Comprehensive coverage of Chinese price trends, market information for commercially significant species, along with industry news and policy updates. Released quarterly.



### [European Price Report, 4/2021](#)

Market and price analysis for fish and fish products in the European market. Released monthly.



This is the first edition of the GLOBEFISH Market Profiles produced for this country, and was made at the beginning of 2021.

These profiles are based on nationally reported data or information published by international agencies. As the profile is intended to reflect the most up to date information available, reporting years may vary between sections and commodities.

The designations employed and the presentation of material in this information product do not imply the expression of any opinion whatsoever on the part of FAO concerning the legal or constitutional status of any country, territory or sea area, or the delimitation of frontiers or boundaries.

The data herein presented is compiled by FAO staff at the time of its production, "as is" and "as available," and every effort is made to ensure, but not guarantee, their timeliness, accuracy and completeness. FAO assumes no responsibility for errors and omissions in the data provided. Users are, however, kindly asked to report any errors or deficiencies in this product to FAO GLOBEFISH ([globefish@fao.org](mailto:globefish@fao.org)).

### **Please note**

Re-exports and re-imports are not included.

The term N/A has been used to indicate that information was not found in the indicated sources. The classification of fish and fish products as either processed or unprocessed is very broad, and is intended for indicative purposes only.

### [HS codes for fish and fish products](#)

International trade codes for fish and fish products in a user friendly format.



Sources and time periods:

-Fishing and aquaculture production (2018):  
FAO's [Global Fishery and Aquaculture Production Statistics](#)

-Fish available for consumption (2017):  
FAO's [Fishery and Aquaculture Statistics 2016](#)

-Population (2018), GDP Growth (2013-2018), GDP per Capita (2018):  
IMF's [World Economic Outlook Databases](#)

-Imports, Exports and Share of Trade (2000-2018):  
FAO's [Global Fishery and Aquaculture Commodities Statistics](#)

-GDP, GDP from fisheries, GDP from agriculture (2018):  
World Bank's [World Development Indicators](#),  
OECD's [National Accounts Statistics](#) or  
UNSD's [National Accounts](#)

-Ease of doing business (2018):  
World Bank's [Ease of Doing Business](#) ranking

-Length of Coastline, Exclusive Economic Zone, Exclusive Fishing Zone (2003):  
UNEP's [Global Environment Outlook](#)

### [GLOBEFISH](#)

Explore more market information on the GLOBEFISH website



### [GLOBEFISH on ISSUU](#)

Read GLOBEFISH publications on ISSUU

